

ABOUT



US AND THIS BOOK

This book is published under Creative Commons license: CC Attribution-NonCommercial-NoDerives-ShareAlike (CC BY-NC-ND-SA)

ShareAlike is only possible upon a written permission from Thabyay Education Foundation. For more information about our copyright policy and Creative Commons licenses, please visit <http://www.thabyay.org/creativecommons.html>



Published 2015

We value feedback. If you have any comments, corrections or suggestions for improvement, please contact us at educasia@thabyay.org and info@curriculumproject.org

For more information about our services and products, or to order our books, please contact us or visit our websites: www.educasia.org and www.curriculumproject.org

Published 2015 by the Curriculum Department,
Thabyay Education Foundation, Yangon
www.thabyay.org

Writing and editing by Soundous Drissi and Meaghan Fortune
Graphic design and layout by Katherine Gibney: www.accurateyak.carbonmade.com
Translations by Myintzu Kyin and Ei Ei Tun Shein

CONTENTS

Course Map	i
Introduction	iii
Self-Study Plan	vii
Unit 1	
- Greetings	1
- Nationalities	5
- Possession	9
- Study instructions	13
Unit 2	
- Personal information	17
- Family and age	21
- Jobs and occupations	25
- Everyday people/objects	29
Unit 3	
- Describing things (Part 1)	33
- Describing things (Part 2)	37
- Appearance	41
- Describing people	45
Unit 4	
- Telling time	49
- Weekly routines	53
- Everyday discussion	57
- Asking questions	61
Unit 5	
- Reading a menu	65
- Ordering at a restaurant/café	69
- Food items	73
- Following a recipe	77
Unit 6	
- My home	81
- My neighbourhood	85
- Finding an apartment	89
- At the office	93
Revision	97
Answer Key	104
Post-Test	107
Answer Key	111
Practice Package	on CD

COURSE MAP

		Topic	Language Skills
Unit 1	Lesson 1	• Greetings	• Introductions
	Lesson 2	• Nationalities	• Verb 'to be'
	Lesson 3	• Possession	• Possessive adjectives
	Lesson 4	• Study instructions	• Imperatives
Unit 2	Lesson 1	• Personal information	• Simple questions and answers
	Lesson 2	• Family and age	• Numbers up to 100
	Lesson 3	• Jobs and occupations	• Present simple
	Lesson 4	• Everyday people / objects	• Singular and plural nouns
Unit 3	Lesson 1	• Describing things (part 1)	• Adjectives
	Lesson 2	• Describing things (part 2)	• Articles <i>a/an</i>
	Lesson 3	• Appearance	• Verb 'to be' vs. 'to have'
	Lesson 4	• Describing people	• Adjectives (continued)

COURSE MAP

		Topic	Language Skills
Unit 4	Lesson 1	<ul style="list-style-type: none"> Telling time 	<ul style="list-style-type: none"> Phrases about time
	Lesson 2	<ul style="list-style-type: none"> Weekly routines 	<ul style="list-style-type: none"> Days of the week Adverbs of frequency
	Lesson 3	<ul style="list-style-type: none"> Everyday discussion 	<ul style="list-style-type: none"> Yes/no questions
	Lesson 4	<ul style="list-style-type: none"> Asking questions 	<ul style="list-style-type: none"> Wh- questions Short answers
Unit 5	Lesson 1	<ul style="list-style-type: none"> Reading a menu 	<ul style="list-style-type: none"> Food vocabulary
	Lesson 2	<ul style="list-style-type: none"> Ordering at a restaurant / café 	<ul style="list-style-type: none"> There is/are a(n)/some
	Lesson 3	<ul style="list-style-type: none"> Food items 	<ul style="list-style-type: none"> There is/are questions (Un)countable items
	Lesson 4	<ul style="list-style-type: none"> Following a recipe 	<ul style="list-style-type: none"> Sequencing words
Unit 6	Lesson 1	<ul style="list-style-type: none"> My home 	<ul style="list-style-type: none"> Prepositions of place
	Lesson 2	<ul style="list-style-type: none"> My neighbourhood 	<ul style="list-style-type: none"> Prepositions of time
	Lesson 3	<ul style="list-style-type: none"> Finding an apartment 	<ul style="list-style-type: none"> Can / can't
	Lesson 4	<ul style="list-style-type: none"> At the office 	<ul style="list-style-type: none"> Present continuous

SELF-STARTER

Elementary English

Introduction

Self-Starter English is a self-study resource for adult learners in Myanmar. This book is for people who are eager to improve their English on their own or are unable to join a formal language course. Although the book covers the basics of an *elementary level* of English, the structure of the lessons allows students to work at their own pace and adapt the book to their specific learning needs.

It includes a range of topics common in daily conversation while introducing grammar rules and new vocabulary. As a self-study book, **Self-Starter English** allows the student to be his/her own teacher. Each lesson is followed by detailed explanations of grammar, English-Myanmar translations of vocabulary, and an answer key to all exercises.

Added features - a Self-Study Plan, Revision, Post-Test, and Practice Package - help students to stay on track with their study goals as well as encourage learning beyond the use of the book!

Who is it for?

The book is designed for adult learners (16+) who are at a beginner to elementary level of English. **Self-Starter English** is suitable for learners who:

- Do not have the chance to take an in-class English course but want to study on their own
- Want to start an English course (elementary or above) but need to review what they have already learned
- Have already learned some English (beginner to elementary) but wish to refresh their memory and review the basics
- Use English at work or in everyday situations and want to strengthen their vocabulary and language skills

What is included?

The book discusses a number of different topics that will be useful in everyday interactions and settings. In addition, the exercises include new vocabulary for each topic and apply the four main language skills: reading, writing, listening, and speaking (by repeating/practicing with the Audio tracks).

In **Self-Starter English**, you will find:

- A series of **Lessons** divided by topic and progressing levels of grammar
- A **CD** with audio activities for building listening (and conversation) skills
- A **Language Reference** following each lesson, including grammar and vocabulary tips as well as an Answer Key to the lesson's exercises

Extras!

In addition to each lesson and Language Reference, there are added sections to help guide you through the book and get the most out of your self-study:

- A **Self-Study Plan** to help set goals for yourself in your English studies as well as track your progress throughout the book. Study tips are included to encourage new ways of learning English in addition to the use of the book.
- A **Revision** to check how well you understood the lessons from the book. For areas of the test where you receive a low score, you can return to the appropriate sections of the book to review
- A **Post-Test** to test your overall comprehension of the book, including the ability to recognize various grammar rules and translate vocabulary terms.
- A **Practice Package** to have greater exposure to English (listening and reading) after the completion of the book. The package includes a series of elementary English podcasts and audio scripts from the British Council website (<https://learnenglish.britishcouncil.org/en/elementary-podcasts>) as well as a set of readings from the ESL Lounge online (<http://www.esl-lounge.com>).

How do I use it?

Self-Starter English is designed for you to use the book as it most suits you. Depending on your level of English, you can think about which of the following options will work best for you:

- (1) EITHER complete a lesson's activities as best as you can (it is normal not to know all the answers) and then check your answers and use the additional learning support from the Language Reference that follows. ***This is recommended if you are using this book as a review.***
- (2) OR read through the Language Reference *before* completing the lesson's exercises. This way, you will already be comfortable with the vocabulary and grammar rules that you will be practicing. ***This is recommended if you find the lessons a bit challenging and above your level of English.***

SELF-STARTER

Elementary English

Introduction (မိတ်ဆက်)

Self-Starter English စာအုပ်သည် လူငယ်များအင်္ဂလိပ်စာကို မိမိကိုယ်တိုင်သင်ယူလေ့လာနိုင်ရန် ရေးဆွဲထားသောစာအုပ်တစ်အုပ်ဖြစ်ပါသည်။ ဤစာအုပ်သည် အင်္ဂလိပ်စာသင်တန်းကျောင်းသို့ သွားရောက်လေ့လာရန် အချိန်မပေးနိုင်သောသူများနှင့် မိမိ၏အင်္ဂလိပ်စာကိုတိုးတက်မှုအတွက် ကိုယ်တိုင်သင်ယူလေ့လာနိုင်သော လုပ်ဆောင်ထားသောစာအုပ်လည်းဖြစ်ပါသည်။ ထို့ပြင် ဤစာအုပ်သည် အင်္ဂလိပ်စာအခြေခံစာအုပ်ဖြစ်သော်လည်း ကျောင်းသားများအနေဖြင့် သင်ခန်းစာများကို ကိုယ်တိုင်လေ့လာလုပ်ဆောင်နိုင်ပြီး သင်ယူလေ့လာမှုလိုအပ်ချက်များအတွက်လည်း ကိုက်ညီသင့်လျော်မှုရှိပါသည်။

ဤစာအုပ်တွင် နေ့စဉ်စကားပြောခြင်းဆိုင်ရာ အကြောင်းအရာများပါဝင်ပြီး အင်္ဂလိပ်သဒ္ဒါနှင့်ပတ်သက်သော စည်းမျဉ်းများနှင့် စကားလုံးအသစ်များကိုမိတ်ဆက်ပေးထားသည်။ ဤစာအုပ်သည် မိမိကိုယ်တိုင်သင်ယူလေ့လာနိုင်သော စာအုပ်ဖြစ်သည့်အပြင် ကျောင်းသားများသည်လည်း မိမိကိုယ်ကိုပြန်လည်သင်ကြားသောဆရာများပင်ဖြစ်သည်။ သင်ခန်းစာတစ်ခုခြင်းစီတွင် အင်္ဂလိပ်သဒ္ဒါကိုအသေးစိတ်ရှင်းပြထားခြင်း၊ အင်္ဂလိပ်စကားလုံးများကို မြန်မာလိုဘာသာပြန်ထားခြင်းနှင့် သင်ခန်းစာ၏လေ့ကျင့်ခန်းများအားလုံးအတွက် အဖြေများပေးထားခြင်းသည်တို့ပါဝင်သည်။

ထပ်မံဖြည့်ထားသောအရာများ- ဤစာအုပ်တွင် ကျောင်းသားများအတွက် အင်္ဂလိပ်စာကို ကိုယ်တိုင်လေ့လာနိုင်မည့် အစီအစဉ်များ၊ ပြန်လည်လေ့ကျင့်ခန်း၊ စာဖေးပွဲဖေးခွန်းများ၊ သင်ခန်းစာနှင့်ပတ်သက်မည့် လေ့ကျင့်ရန်အစီအစဉ်များ အစရှိသည်တို့ကိုထည့်သွင်းပေးထားသဖြင့် များစွာအထောက်အကူပြုမည်ဖြစ်သည်။

Who is it for? (မည်သူ့အတွက်ဖြစ်သနည်း။)

- ဤစာအုပ်သည် အင်္ဂလိပ်စာအခြေခံရှိ၍ အရွယ်ရောက်ပြီးသော (၁၆နှစ်အထက်) သူများ လေ့လာနိုင်ရန် ရေးသားထားသောစာအုပ်တစ်အုပ်ဖြစ်ပါသည်။ ဤစာအုပ်ကိုလေ့လာရန် သင့်လျော်သောသူများမှာ
- ၁) အင်္ဂလိပ်စာသင်တန်းကိုမတက်ရောက်နိုင်သူသော်လည်း မိမိကိုယ်တိုင်အင်္ဂလိပ်စာကို လေ့လာသင်ယူချင်သောသူများ
 - ၂) အင်္ဂလိပ်စာ (အခြေခံ(သို့)အဆင့်မြင့်) သင်ယူလိုပြီး မိမိလေ့လာထားသည်များကိုပြန်လည်သုံးသပ်လိုသူများ
 - ၃) အင်္ဂလိပ်စာအချို့ (အခြေခံ) ကို လေ့လာပြီးသော်လည်း ထပ်မံဆည်းပူးလိုခြင်းနှင့် ပြန်လည်သုံးသပ်ချင်သောသူများ
 - ၄) အင်္ဂလိပ်စာကိုလုပ်ငန်းခွင်၌ နေ့စဉ်ကြုံတွေ့ရသောအခြေအနေတွင်အသုံးပြုခြင်းနှင့် ဝေါဟာရကြွယ်ဝလိုပြီး အင်္ဂလိပ်ဘာသာစကားကို ကျွမ်းကျင်ချင်သောသူများ

What is included? (မည်သည့်တို့ပါဝင်သနည်း။)

ဤစာအုပ်တွင် မတူညီသောသင်ခန်းစာခေါင်းစဉ်များဖြင့် ဧည့်သည်အသုံးပြုနိုင်သောစကားအသုံးအနှုန်းများကို ထည့်သွင်းရေးသားထားပါသည်။ ဤစာအုပ်၏သင်ခန်းစာတစ်ခုချင်းစီတိုင်းရှိလေ့ကျင့်ခန်းများတွင် အင်္ဂလိပ်စကားလုံး အသစ်များပါဝင်ခြင်းနှင့် အင်္ဂလိပ်စာတွင်အခြေခံလေးခုဖြစ်သော စာပတ်ခြင်း၊ ဧရုဒ်ခြင်း၊ နားထောင်ခြင်းနှင့် စကားပြောခြင်း (ပြန်လည်ပြောဆိုခြင်း၊ အသံသွင်းယူထားချက်များဖြင့်လေ့ကျင့်နိုင်ပါသည်။) တို့ကိုပြန်လည်အသုံးပြုနိုင်ပါသည်။

ဤ Self-Starter English တွင် ဧည့်သည်အရာများ

- ၁) သင်ခန်းစာများ- ၎င်းတို့ကိုခေါင်းစဉ်အလိုက်ခွဲခြားထားပြီး အင်္ဂလိပ်သဒ္ဒါများကို အဆင့်အလိုက်တိုးထားခြင်း
- ၂) အသံသွင်းထားသော စီစီ- ၎င်းမှာနားထောင်မှုစွမ်းရည်လေ့ကျင့်ခြင်း(စကားပြောစွမ်းရည်လေ့ကျင့်ခြင်း)
- ၃) သင်ခန်းစာတစ်ခုစီအတွက်ကိုးကားချက်များ- ၎င်းတွင် သဒ္ဒါ၊ စကားလုံး၊ လေ့ကျင့်ခန်းများအတွက်အခြေများပါဝင်ခြင်း

Extras! (ပြည့်စွက်ချက်များ)

ဤစာအုပ်တွင်ပါဝင်သော သင်ခန်းစာတစ်ခုစီနှင့်ပတ်သက်သောကိုးကားချက်များသည် သင့်ကိုများစွာအထောက်အကူ ပြုပေးပြီး အင်္ဂလိပ်စာကိုလည်း သင်ကိုယ်တိုင်အကောင်းဆုံးလေ့လာနိုင်မည်ဖြစ်ပါသည်။

- ၁) ဤစာအုပ်ဖြင့် အင်္ဂလိပ်စာကို မိမိကိုယ်တိုင်လေ့လာသင်ယူခြင်းအစီအစဉ်သည် မိမိ၏ရည်ရွယ်ချက်ပြည့်မြောက်စေရန် များစွာအထောက်အကူပြုပါသည်။ ထို့ပြင်ဤစာအုပ်ကိုအသုံးပြုခြင်းဖြင့် အင်္ဂလိပ်စာလေ့လာရာတွင် နည်းလမ်းသစ်များဖြင့် လေ့လာနိုင်ရန် အကြံပြုချက်များကိုပါထည့်သွင်းရေးသားထားပါသည်။
- ၂) ဤစာအုပ်တွင်ပါဝင်သော ပြန်လည်လေ့ကျင့်ခန်းများသည် သင့်အားသင်ခန်းစာများနှင့်ပတ်သက်၍ မည်မျှနားလည်သည်ကို ပြန်လည်စစ်ဆေးနိုင်ရန်အတွက် ထည့်သွင်းထားပါသည်။ စာဖွဲ့ပွဲဖွဲ့စားများအားဖြင့်ရာတွင်ရမှတ်နည်းစနစ်ပေါ်က မည်သည့်သင်ခန်းစာအား ပြန်လည်လေ့လာရန်လိုအပ်သည်ကိုသိရှိပြီး ထပ်မံလေ့လာနိုင်ပါသည်။
- ၃) လေ့ကျင့်ရန်စမ်းခွန်းများတွင် စာအုပ်တစ်အုပ်လုံးနှင့်ပတ်သက်၍ သဒ္ဒါပိုင်းဆိုင်ရာစည်းမျဉ်းများနှင့် အင်္ဂလိပ်ဝေါဟာရများကို ပြန်မာဘာသာပြန်ဆိုခြင်းမည်တို့ပါဝင်ပါသည်။
- ၄) ဤစာအုပ်ကိုလေ့လာပြီးသောအခါ အင်္ဂလိပ်စာနှင့်ပတ်သက်သည့် နားထောင်မှုစွမ်းရည်နှင့် စာပတ်ခြင်းကို လေ့ကျင့်နိုင်မည့် အစီအစဉ်အား ဆက်လက်ပေးပြသွားမည်ဖြစ်ပါသည်။ အစီအစဉ်ပါဝင်သောအရာများမှာ အင်္ဂလိပ်စာအခြေခံနှင့် ပတ်သက်သောအကြောင်းအရာများ၊ အသံသွင်းထားသောစာတိုအသုံးပြုများကို ဖြုတ်ချွတ်ကောင်းစိတ်ဆိုင်ရာပုဂ္ဂိုလ်ပါသည်။ (<https://learnenglish.britishcouncil.org/en/elementary-podcasts>) ထိုနည်းတူစွာ အင်္ဂလိပ်စာပတ်ခြင်းနှင့်ဆိုင်သော (ဆောင်းပါးသစ်များ၊ ပုံပြင်တို့များ) စသည်တို့ကိုလည်း သင့်ကိုယ်တိုင်အချိန်တွင်လေ့လာနိုင်ပါသည်။

How do I use it? (မည်သို့အသုံးပြုရမည်နည်း။)

Self-Starter English စာအုပ်သည် သင်အသုံးပြုရန်အတွက် အသင့်တော်ဆုံးဧရုဒ်ထားသောစာအုပ်တစ်အုပ် ဖြစ်ပါသည်။ သင့်အတွက်အသုံးပြုမှုအတွက် အင်္ဂလိပ်စာအခြေခံပေါ်မူတည်၍ သင့်အတွက်မည်သည့်အပိုင်းကအကောင်းဆုံး အပိုင်းဖြစ်သည်ကို ရွေးချယ်နိုင်ပါသည်။

- ၁) Either သင်ခန်းစာနှင့်ပတ်သက်သောလေ့ကျင့်ခန်းများကို သင့်အခြေအနေအထားဆုံးလုပ်ဆောင်ရန် (ပုံမှန်အားဖြင့် သင်ခန်းစာနှင့်ပတ်သက်သော အခြေအနေအထားကို သင်သိရှိရန်မလိုပါ) နှင့်သင်ပြောဆိုထားသောအခြေအနေအထားကို အောက်တွင်ပေးထားသောအခြေအနေအထားကို အသုံးပြု၍ ပြန်လည်စစ်ဆေးနိုင်ပါသည်။ ဤစာအုပ်ကိုအသုံးပြုခြင်းဖြင့် သင်၏အင်္ဂလိပ်စာကိုပြန်လည်လေ့လာရာ၌ များစွာအထောက်အကူပေးနိုင်ပါသည်။
- ၂) သို့မဟုတ် သင်ခန်းစာ၌ပါရှိသောလေ့ကျင့်ခန်းများကို စတင်မလုပ်ဆောင်မီ သင်ခန်းစာနှင့်ပတ်သက်၍ ပေးထားသောအကြောင်းအရာများကို ဧရုဒ်စွာပတ်ပါ။ ဤသို့လုပ်ဆောင်ခြင်းအားဖြင့် သင့်အတွက်သင်ခန်းစာနှင့် ပတ်သက်သောအင်္ဂလိပ်စကားလုံးများ၊သဒ္ဒါများကိုလေ့ကျင့်ရာတွင် သက်တောင့်သက်သာစွာလုပ်ဆောင်နိုင်မည်ဖြစ်ပါသည်။ သင်ခန်းစာများသည် သင့်အတွက်အသုံးပြုမှုအတွက် အင်္ဂလိပ်စာအဆင့်ထက်မြင့်ကြောင်း သင်ရာဓမ္မတွေ့ရှိပါက သင့်အတွက်ကြိုးစားရန် စိန်ခေါ်မှုတစ်ခုပင်ဖြစ်ပါသည်ဟုအကြံပြုပါသည်။

SELF-STUDY PLAN

Goal Setting

Self-study can be challenging at times and it is important to maintain focus and motivation in your studies. Use this **Self-Study Plan** to help manage your time and make sure you stay on track with the provided lessons.

While learning a new language, it is important to set goals for yourself along the way. Use the boxes below to list some practical goals in learning English that you can achieve over the next few months. Remember, there is no need to set goals that are too difficult or stressful for your level of English or busy schedule. Small steps and a little practice each day can be extremely effective in the long run.

Example

Goal:	Finish Unit 1 of Jumpstart English
Due:	November 10, 2015 (in one month)
How:	To achieve this goal I will: 1. Study 1 hour each Sunday 2. Practice 2 hours in the week (i.e. watch an English movie) 3. Record everything in my Self-Study Plan
Achieved?	YES

Your turn!

Goal #1:	
Due:	
How:	To achieve this goal I will: 1. 2. 3.
Achieved?	

SELF-STUDY PLAN

Goal Setting

Goal #2:	
Due:	
How:	To achieve this goal I will: 1. 2. 3.
Achieved?	

Goal #3:	
Due:	
How:	To achieve this goal I will: 1. 2. 3.
Achieved?	

Goal #4:	
Due:	
How:	To achieve this goal I will: 1. 2. 3.
Achieved?	

SELF-STUDY PLAN

Goal Setting

မိမိကိုယ်တိုင်သင်ခန်းစာကိုလေ့လာသင်ယူရာတွင် တက်ကြွစွာလေ့လာနိုင်ရန်နှင့် အာရုံစိုက်လုပ်ဆောင်နိုင်ရန် အရေးကြီးသောစိန်ခေါ်မှုတစ်ရပ်ပင်ဖြစ်သည်။ မိမိကိုယ်တိုင်လေ့လာရန်စာအုပ်တွင် ပေးထားသောအချိန်ဇယားကို အသုံးပြုခြင်းဖြင့် မိမိ၏သင်ခန်းစာကိုလေ့လာသင်ယူရန် အချိန်ကိုစီမံခန့်ခွဲရာတွင်များစွာအထောက်အကူပြုပါသည်။

ဘာသာစကားအသစ်တစ်ခုကိုလေ့လာရာတွင် မိမိရည်ရွယ်ထားသောပန်းတိုင်သို့ရောက်အောင်လုပ်ဆောင်ရန် အရေးကြီးဆုံးဖြစ်သည်။ အင်္ဂလိပ်စာကိုလေ့လာသင်ယူရာတွင် နောက်ထက်လအနည်းငယ်အတွင်း အောင်မြင်မှုရရှိရန် အောက်တွင်ပေးပြထားသောအကွက်ကို အသုံးပြုခြင်းအားဖြင့် ပန်းတိုင်သို့ရောက်ရှိနိုင်ပါသည်။ သို့သော်သင့်အတွက် အချိန်အခက်အခဲရှိ၍ သော်လည်းကောင်း၊ သင့်အင်္ဂလိပ်စာအခြေခံပေါ်မူတည်၍ ပန်းတိုင်သို့ရောက်ရှိရန်သတ်မှတ် ထားသော်လည်း မရောက်ရှိပါက ဆက်လက်လုပ်ဆောင်ရန်သတိရပါ။ နေ့စဉ်လေ့ကျင့်မှုအနည်းငယ်ဖြင့် တစ်ဆင့်ပြီး တစ်ဆင့်လုပ်ဆောင်ပါက အင်္ဂလိပ်စာလေ့လာသင်ယူခြင်းစဉ်တစ်လျှောက်တွင် လွန်စွာထိရောက်မည်ဖြစ်သည်။

Example (ဥပမာ)

Goal:	Finish Unit 1 of Jumpstart English
Due:	November 10, 2015 (in one month)
How:	To achieve this goal I will: 1. Study 1 hour each Sunday 2. Practice 2 hours in the week (i.e. watch an English movie) 3. Record everything in my Self-Study Plan
Achieved?	YES

Your turn! (သင်လုပ်ဆောင်ရန်)

Goal #1:	
Due:	
How:	To achieve this goal I will: 1. 2. 3.
Achieved?	

SELF-STUDY PLAN

Goal Setting

Goal #2:	
Due:	
How:	To achieve this goal I will: 1. 2. 3.
Achieved?	

Goal #3:	
Due:	
How:	To achieve this goal I will: 1. 2. 3.
Achieved?	

Goal #4:	
Due:	
How:	To achieve this goal I will: 1. 2. 3.
Achieved?	

SELF-STUDY PLAN

Study Tips

In addition to the activities in this book, there are many ways to improve your English skills. Look at the study tips below and decide which ones are best for you. Then, brainstorm new ideas for how to practice English on your own.

How to improve...

Listening - Speaking - Reading - Writing

- Keep a notebook and dictionary with you at all times. You should always be prepared to write down (or look up) any new vocabulary that you hear, so as not to forget it. Make vocabulary flashcards to carry with you wherever you go, or post English words on your walls at home where they can easily be seen.
- Take the time to write in English. Write short stories or letters to friends using the new grammar rules you have learned. You can also keep a personal diary to record your daily life. When your English skills have improved, you can re-read your old journal entries to fix any grammar or spelling mistakes.
- Read, read, read! Find newspaper articles, magazines, or books in English to read. Try to find a level of English that is not too difficult, but a little challenging. This way, you will be able to learn new vocabulary as you go along.
- Find English activities that you enjoy doing. Try watching TV series or movies in English or listening to radio shows on topics that interest you. Listening to popular songs in English is also a good way to improve your English skills. Take notes as you listen and try singing along once you better understand the lyrics.
- Practice speaking English with friends or native English speakers. Are your friends also trying to learn English? Set up a study group with them or just practice speaking with each other in English. You can also try to find a language exchange partner; for example, a native English speaker who wants to learn Myanmar can meet with you once a week to practice both English and Myanmar together.

Extra!

- The **Practice Package** in this book offers extra podcasts (with audio scripts) from the British Council. This is a great way to build listening and comprehension skills. A set of short readings is also included for more exposure to written English after the completion of the book. Find the Practice Package in PDF form in the Self-Starter CD.

SELF-STUDY PLAN

Make time for study

Record *when* you study each lesson and *how long* you work on it. In the column to the right, list any extra studying/practice you did on your own. Follow the example below.

Lesson	When completed	Study time	Extra practice?
<i>Example:</i> Lesson 1	Oct. 6, 2015	45 minutes	Watched an English movie
Unit 1			
Lesson 1			
Lesson 2			
Lesson 3			
Lesson 4			
Unit 2			
Lesson 1			
Lesson 2			
Lesson 3			
Lesson 4			
Unit 3			
Lesson 1			
Lesson 2			
Lesson 3			
Lesson 4			
Unit 4			
Lesson 1			
Lesson 2			
Lesson 3			
Lesson 4			
Unit 5			
Lesson 1			
Lesson 2			
Lesson 3			
Lesson 4			
Unit 6			
Lesson 1			
Lesson 2			
Lesson 3			
Lesson 4			

SELF-STUDY PLAN

Study Tips

ဤစာအုပ်၌ပါရှိသောလေ့ကျင့်ခန်းများသည် သင်၏အင်္ဂလိပ်စာတိုးတက်လာရန်အတွက် နည်းလမ်းပေါင်းများစွာဖြင့်ရေးဆွဲထားပါသည်။ သင်ခန်းစာကိုလေ့လာရန် ပေးထားသော အကြံပြုချက်များကိုကြည့်၍ သင့်အတွက်မည်သည့်သင်ခန်းစာက အကောင်းဆုံးဖြစ်သည်ကိုဆုံးဖြတ်ပါ။ ထို့နောက် အင်္ဂလိပ်စာကို ကိုယ်တိုင်မည်သို့လေ့ကျင့်ရမည်ကို စိတ်ကူးသစ်များပန်တီး၍ စဉ်းစားလုပ်ဆောင်ပါ။

Listening - Speaking - Reading - Writing

၁) မှတ်စုစာအုပ်နှင့်အတိအကျခန့်မှန်းမှုများကို သင်နှင့်အမြဲဆောင်ထားပါ။ သင်သည်အင်္ဂလိပ်စကားလုံးအသစ်များကို သင်ယူပါကမှတ်စုစာအုပ်တွင်ရေးချရန် (သို့) ကြည့်ရန်အမြဲပြင်ဆင်ပါ။ ထိုသို့ပြုလုပ်ပါက သင်သည်စကားလုံးသစ်ကို မမေ့နိုင်ပါ။ ထို့အင်္ဂလိပ်စကားလုံးအသစ်ကိုမှတ်စုပြုလုပ်ပြီး သင်သွားသည့်နေရာတိုင်းသို့ ယူဆောင်၍ သော်လည်းကောင်း (သို့မဟုတ်) သင့်အိမ်တွင်သင်လွယ်ကူစွာမြင်တွေ့နိုင်သော နံရံပေါ်တွင်ကပ်ထားခြင်းအားဖြင့်သော်လည်းကောင်း ပြုလုပ်နိုင်ပါသည်။

၂) အင်္ဂလိပ်စာရေးရန်အတွက်အချိန်ယူပါ။ သင်လေ့လာခဲ့သော အင်္ဂလိပ်သဒ္ဒါအသစ်ကိုအသုံးပြုပြီး ပုံပြင်တိုရေးပါ (သို့မဟုတ်) သူငယ်ချင်းဆီသို့ရေးပါ။ နေ့စဉ်လုပ်ဆောင်သောမိမိအကြောင်းအရာများကို မှတ်တမ်းတင်ပြီး ခိုင်ယာရီရေး၍ သိမ်းထားနိုင်ပါသည်။ သင်၏အင်္ဂလိပ်စာတိုးတက်လာပါက သင်ရေးထားသောနေ့စဉ်မှတ်တမ်းမှ အကြောင်းအရာများကိုပြန်လည်ပတ်ရှုပြီး မှားယွင်းနေသောအင်္ဂလိပ်စကားလုံးများ (သို့မဟုတ်) အင်္ဂလိပ်သဒ္ဒါများကို ပြန်လည်ပြင်ဆင်ပါ။

၃) ပတ်ပါ၊ ပတ်ပါ၊ ပတ်ပါ။ သတင်းစာ၌ပါရှိသောဆောင်းပါးများ၊ မဂ္ဂဇင်းများ (သို့) အင်္ဂလိပ်လိုရေးထားသော စာအုပ်များကိုပတ်ပါ။ သင်ရှိထားသောအင်္ဂလိပ်စာအဆင့်ထက် အနည်းငယ်မြင့်သောအင်္ဂလိပ်စာများကိုရှာဖွေပွပါ သို့သော်အရမ်းမခက်ပါစေနှင့်။ ဤနည်းလမ်းသည် သင့်အားအင်္ဂလိပ်စာစကားလုံးအသစ်များကို ရှေ့ဆက်၍ ပိုမိုကောင်းမွန်တိုးတက်သော အဆင့်သို့ရောက်သည့်အထိလေ့လာနိုင်စေသည်။

၄) သင့်ကိုယ်တိုင်ရွေးချယ်သောအင်္ဂလိပ်စာသင်ခန်းစာကို ရှာဖွေ၍ လုပ်ဆောင်ပါ။ သင်စိတ်ဝင်စားသော အင်္ဂလိပ်ဂျပံရှင် ဇာတ်ကားများ၊ ရေဒီယိုနားထောင်ခြင်းကို ကြိုးစားလုပ်ဆောင်ပါ။ ဇေတ်ပေါ် အင်္ဂလိပ်သီချင်းများကိုလည်း နားထောင်ခြင်းအားဖြင့် သင်၏အင်္ဂလိပ်စာတိုးတက်အောင်လုပ်ဆောင်နိုင်ပါသည်။ သင်နားထောင်သောသီချင်းများကို မှတ်စုရေး၍ သော်လည်းကောင်း၊ သီချင်းကိုကြိုးစား၍ သီဆိုရာ၌ သီချင်းစာသားများကိုနားလည်အောင်ပြုလုပ်ပါ။

၅) အင်္ဂလိပ်စကားကို မိမိသူငယ်ချင်းနှင့်သော်လည်းကောင်း၊ နိုင်ငံခြားသားများနှင့်သော်လည်းကောင်း ပြောဆို လေ့ကျင့်ပါ။ သင်၏သူငယ်ချင်းများလည်း အင်္ဂလိပ်စာကိုကြိုးစား၍ လေ့လာနေပါသလား။ သူငယ်ချင်းများနှင့်အဖွဲ့၌ သော်လည်းကောင်း၊ အချင်းချင်းအင်္ဂလိပ်စကားပြောကျင့်၍ သော်လည်းကောင်း လုပ်ဆောင်ပါ။ ထို့ပြင်ဘာသာစကားကို အပြန်အလှန်သင်ယူချင်သော လုပ်ပေးကံကိုင်ပက်ကိုရှာပါ။ ဥပမာ-မြန်မာဘာသာကိုလေ့လာချင်သော နိုင်ငံခြားသား တစ်ယောက်နှင့် တစ်ပတ်တစ်ကြိမ်တွေ့ဆုံပြီး မြန်မာစကားနှင့်အင်္ဂလိပ်စကားကို အတူတကွလေ့လာသင်ယူနိုင်ပါသည်။

Extra! (ပြည့်စွက်ချက်)

ဤစာအုပ်တွင် လေ့ကျင့်ဖို့ရန်အတွက် အစီအစဉ်များကိုကမ်းလှမ်းထားသော extra podcasts ကို (အသံဇာတ်ညွှန်းနှင့်အတူ) မြီတီသူ့ကောင်စီမှရရှိနိုင်ပါသည်။ နားထောင်မှုစွမ်းရည်နှင့်စကားပြောစွမ်းရည် တိုးတက်အောင်လုပ်ဆောင်ရာ၌ အကောင်းဆုံးနည်းလမ်းဖြစ်ပါသည်။ ဤစာအုပ်ကို လေ့လာပြီးသောအခါ အင်္ဂလိပ်စာရေးသားမှုကို ပိုမိုတိုးတက်အောင်လုပ်ဆောင်နိုင်ရန်အတွက် စာပိုဒ်တိုများကိုလည်း ဆက်လက်၍ လေ့လာနိုင်ရန်ထည့်သွင်းထားပါသည်။ Self-Starter CD တွင်လေ့ကျင့်ခန်းများကို PDF ပုံစံဖြင့်တွေ့ရှိပါမည်။

SELF-STUDY PLAN

Make time for study

သင်သည် သင်ခန်းစာတစ်ခုစီကို လေ့လာရာတွင် အချိန်မည်မျှ
အသုံးပြုသည်ကို မှတ်ထားပါ။ သင်ရေးမှတ်ထားသောမှတ်တမ်း၏ ညာဘက်ခြမ်းတွင် သင်ခန်းစာအပြင် နောက်ထပ်
သင်လေ့လာထားသော(သို့) သင်လေ့ကျင့်ထားသော အင်္ဂလိပ်စာများကို ရေးမှတ်ထားပါ။ အောက်တွင်ပေးထားသော
ဥပမာအတိုင်း လုပ်ဆောင်ပါ။

Lesson	When completed	Study time	Extra practice?
<i>Example:</i> Lesson 1	Oct. 6, 2015	45 minutes	Watched an English movie
Unit 1			
Lesson 1			
Lesson 2			
Lesson 3			
Lesson 4			
Unit 2			
Lesson 1			
Lesson 2			
Lesson 3			
Lesson 4			
Unit 3			
Lesson 1			
Lesson 2			
Lesson 3			
Lesson 4			
Unit 4			
Lesson 1			
Lesson 2			
Lesson 3			
Lesson 4			
Unit 5			
Lesson 1			
Lesson 2			
Lesson 3			
Lesson 4			
Unit 6			
Lesson 1			
Lesson 2			
Lesson 3			
Lesson 4			

ACTIVITIES



Exercise A:
Read and listen (audio 001).

<p>Hi, my name's Myint Zu.</p> <p>Pleased to meet you.</p> 	<p>What's your name?</p> <p>My name's I'm Kyaw Aung.</p> 
--	--



Exercise B:
Listen (audio 002) and fill in the blanks.

A.

(a) I'm Amanda. I'm from the USA. _____ are you from?

(b) Hi Amanda, _____ Rawee. I'm _____ Thailand.

B.

(a) Hi, I'm Hyun Jun. What's your _____?

(b) _____ Hyun Jun. My name's Swetha. I'm from India.
Where are you from?

(a) _____ South Korea.

**Exercise C:**Look at the different ways to answer the question: *How are you?*

Good	Neutral	Bad
I'm good	Not too bad	Not so good
I'm fine	I'm okay	Not well
Great		



Match each response with the correct picture.

1. Not too bad: _____

3. I'm good: _____

5. I'm fine: _____

2. Not so good: _____

4. Great: _____

6. I'm okay: _____

A**B****C****Exercise D:**Look at the different ways to say *goodbye* and fill in the blanks.

Goodbye

or

1. _____

See you ² _____!**or**See you ³ _____!Have a nice ⁴ _____!**EXTRA PRACTICE!**

Write a conversation between two people meeting for the first time.

LESSON 1

Greetings

REFERENCE

Greetings

We use greetings everyday when we meet our friends, family, or co-workers. When you meet someone for the first time, proper greetings are a polite way to introduce yourself and learn a little information about each other.

Hi/Hello -- ဟိုင်း။ ဟလို။

What's your name? -- သင့်နာမည်ဘယ်လိုခေါ်ပါသလဲ။

My name is Amanda / I'm Amanda -- ကျွန်မနာမည်မှာ အမန်ဒါ ဖြစ်ပါသည်။
ကျွန်မ အမန်ဒါ ဖြစ်ပါသည်။

Pleased to meet you -- တွေ့ရတာဝမ်းသာပါတယ်။

Nice to meet you -- တွေ့ရတာဝမ်းသာပါတယ်။

How are you? -- နေကောင်းပါသလား။

I'm good / I'm fine / I'm great -- ကောင်းပါတယ်။

Not too bad / I'm okay -- မဆိုးပါဘူး။ အဆင်ပြေပါတယ်။

Not so good -- အကောင်းကြီးတွေ့မဟုတ်ဘူး။

Where are you from? -- ဘယ်ကလာပါသလဲ။

I'm from Hpa-An. -- ဘားအံကလာပါတယ်။

Thanks -- ကျေးဇူးပါ။

Note:

What's = What is

I'm = I am

Thanks = Thank you

Goodbyes

A polite way to finish a conversation is to say goodbye with some of the following phrases:

Goodbye / Bye -- နှုတ်ဆက်ခဲ့ပါတယ်။

See you later -- နောက်မှပြန်တွေ့ကြမယ်။

See you soon -- မကြာခင်ပြန်တွေ့ကြမယ်။

Have a nice day -- သာယာသောနေ့ဖြစ်ပါစေ။

Audio Script

(001)

A) Myint Zu: Hi, my name's Myint Zu. What's your name?

Sarah: Pleased to meet you Myint Zu. My name's Sarah. I'm from England.

Where are you from?

Myint Zu: I'm from Mandalay.

B) Kyaw Aung: I'm Kyaw Aung. I'm from Sittwe.

Zee: Pleased to meet you Kyaw Aung. My name is Zee. I'm from Singapore.

(002)

A) Amanda: I'm Amanda. I'm from the United States. Where are you from?

Rawee: Hi Amanda, my name's Rawee. I'm from Thailand.

B) Hyun Jun: Hi, I'm Hyun Jun. What's your name?

Swetha: Pleased to meet you Hyun Jun. My name's Swetha. I'm from India.

Where are you from?

Hyun Jun: I'm from South Korea.

Answer Key

Ex. B:

A

A) Where

B) my name's; from

B

A) name

B) Please to meet you

A) I'm from

Ex. C:

1. B

2. C

3. A

4. A

5. A

6. B

Ex. D:

1. bye

2. soon

3. later

4. day

ACTIVITIES

**Exercise A:**

Read the conversation below. What is your nationality?

Where are
you from?



I'm from Japan.
(country)

I'm Japanese.
(nationality)

Where are
you from?



I'm from Myanmar.
(country)

I'm _____.
(nationality)

I'm _____.
(ethnicity)

**Exercise B:**


Match each country with the correct nationality.

- ___ 1. USA
- ___ 2. India
- ___ 3. China
- ___ 4. Myanmar
- ___ 5. Cambodia
- ___ 6. Australia
- ___ 7. Thailand
- ___ 8. France
- ___ 9. Bangladesh
- ___ 10. Italy

- a. Chinese
- b. French
- c. Cambodian
- d. American
- e. Bangladeshi
- f. Thai
- g. Myanmar
- h. Italian
- i. Indian
- j. Australian



Exercise C:
Read and listen (audio 003).



This is Shay.
She's from Bangladesh.

This is Aung Phyo Zin.
He's from Myanmar.

This is Paul and Katherine.
They're from England.



Exercise D:
Complete the sentences below with the correct nationality.

1. He was born in London. He's _____.
2. Su is from Beijing. She's _____.
3. Marc and Nadine are from Paris. They're _____.
4. Akara was born in Phnom Penh. She's _____.
5. Saurin is from New Delhi. He's _____.



Exercise E:
Complete the table for the verb 'to be'.

I	am	→	= I'm
You	are	→	=
He	is	→	=
She	is	→	=
It	is	→	=
We	are	→	=
They	are	→	=

EXTRA PRACTICE!

Make a list of famous people around the world. Write where they are from and their nationalities, e.g. *The 14th Dalai Lama is from Tibet. He is Tibetan.*

LESSON 2

Nationalities

REFERENCE

Nationalities

Nationality can mean being citizen of a country or a member of an ethnic group.
Ethnicity only refers to membership of an ethnic group.

Australia	Australian -- ဩစတြေးလျ(လူမျိုး/နိုင်ငံသား)
Bangladesh	Bangladeshi -- ဘင်္ဂလားဒေ့ရှ်(လူမျိုး/နိုင်ငံသား)
Cambodia	Cambodian -- ကမ္ဘောဒီးယား(လူမျိုး/နိုင်ငံသား)
Canada	Canadian -- ကနေဒါ(လူမျိုး/နိုင်ငံသား)
China	Chinese -- တရုတ်(လူမျိုး/နိုင်ငံသား)
England	English -- အင်္ဂလိပ်(လူမျိုး/နိုင်ငံသား)
France	French -- ပြင်သစ်(လူမျိုး/နိုင်ငံသား)
India	Indian -- အိန္ဒိယ(လူမျိုး/နိုင်ငံသား)
Indonesia	Indonesian -- အင်ဒိုနီးရှား(လူမျိုး/နိုင်ငံသား)
Korea	Korean -- ကိုရီးယား(လူမျိုး/နိုင်ငံသား)
Laos	Lao -- လာအို(လူမျိုး/နိုင်ငံသား)
Malaysia	Malaysian -- မလေးရှား(လူမျိုး/နိုင်ငံသား)
Myanmar	Myanmar -- မြန်မာ(လူမျိုး/နိုင်ငံသား)
The Philippines	Filipino -- ဖိလစ်ပိုင်(လူမျိုး/နိုင်ငံသား)
Russia	Russian -- ရုရှား(လူမျိုး/နိုင်ငံသား)
Singapore	Singaporean -- စင်္ကာပူ(လူမျိုး/နိုင်ငံသား)
South Africa	South African -- တောင်အာဖရိက(လူမျိုး/နိုင်ငံသား)
Thailand	Thai -- ထိုင်း(လူမျိုး/နိုင်ငံသား)
The USA	American -- အမေရိကန်(လူမျိုး/နိုင်ငံသား)

Ethnicities of Myanmar

Bamar -- ဗမာ။

Chin -- ချင်း။

Kachin -- ကချင်။

Kayah -- ကယား။

Kayin -- ကရင်။

Mon -- မွန်။

Rakhine -- ရခိုင်။

Shan -- ရှမ်း။

***There are *many* more!** Can you list them?

Verb 'to be'

We use the verb 'to be' to give information (details, descriptions) about someone or something.

I *am*... (= I'm)

You *are*... (= You're)

He *is*... (= He's)

She *is*... (= She's)

It *is*... (= It's)

We *are*... (= We're)

They *are*... (= They're)

Audio Script

(003)

- A) This is Shay. She's from Bangladesh.
- B) This is Aung Phyoe Zin. He's from Myanmar.
- C) This is Paul and Katherine. They're from England.

Answer Key

Ex. A:

-Myanmar

-e.g. Chin, Shan, etc.

Ex. B:

1. d 6. j

2. i 7. f

3. a 8. b

4. g 9. e

5. c 10. h

Ex. C:

1. English

2. Chinese

3. French

4. Cambodian

5. Indian

Ex. D:

I'm
You're
He's
She's
It's
We're
They're

LESSON 3

Possession

ACTIVITIES

**Exercise A:**

Listen (audio 004) and read about Sarah's family.

Hi, my name is Sarah. This is my brother. His name is Adam. This is my sister. Her name is Emma. We're from England. Our parents live in London. Their names are Richard and Susan. Tell me about your family!

**Exercise B:**

Complete the table. Use the words in Exercise A to help you.

Possessive Adjectives			
I		She	
You	<u>your</u>	We	
He		They	

Fill in the blanks with the correct possessive adjective.

- (You) This is _____ pen.
- (We) This is _____ mother.
- (I) This is _____ bicycle.
- (They) This is _____ brother.
- (She) This is _____ car.
- (He) This is _____ father.

**Exercise C:**


Listen (audio 005) and fill in the blanks with the correct possessive adjectives.

A: Hello, ¹_____ name is Maria. I'm Italian. This is ²_____ mother, Anna, and my father, Angelo. We live together and this is ³_____ house.

B: Hi, my name is Chen. This is ¹_____ brother. I also have a sister and ²_____ name is Lily. ³_____ parents are from China.

**Exercise D:**

Write sentences using the example below.



(you)

1. e.g. This is your umbrella.



(she)

2. _____.



(they)

3. _____.



(I)

4. _____.

**Exercise E:**

Write about your family.

EXTRA PRACTICE!

Walk around your house and speak about the objects you see, using possessive adjectives.

Possession

REFERENCE

I, you, she, he, we, they, and it are pronouns. We use them to replace **nouns** (a person, place, or thing). *My, you, our, their, his* and *its* are possessive adjectives. Look at the possessive adjectives chart on the next page.

We use 's to make nouns possessive.

-This is Na Na's shirt.

-This shirt is Na Na's.

My shirt -- ကျွန်ုပ်၏အင်္ကျီ။

Your pants -- သင်၏ဘောင်းဘီ။

His shoes -- သူ၏ဖိနပ်။

Her dress -- သူမ၏အင်္ကျီ။

Its toy -- ၎င်း၏ကစားစရာအရုပ်။

Our car -- ကျွန်ုပ်တို့၏ကား။

Their gift -- သူတို့၏လက်ဆောင်။

Introducing family

This is my -- ဤအရာသည်ကျွန်ုပ်၏

Her/his name is... -- သူ၏နာမည်မှာ

Their names are... -- သူတို့၏နာမည်မှာ

Mother -- အမေ

Sister -- အစ်မ

Father -- အဖေ

Brother -- အစ်ကို

Parents -- မိဘ

New vocabulary

Pen -- ဘောပင်

Bicycle -- စက်ဘီး

Car -- ကား

Umbrella -- ထိပ်

Cup -- ခွက်

Phone -- ဖုန်း

Shirt -- ရှပ်အင်္ကျီ။

Pants -- အတွင်းခံဘောင်းဘီ။

Shoes -- ဖိနပ်။

Dress -- ဂါဝန်။

Toy -- ကလေးကစားစရာ။

Gift -- လက်ဆောင်။

Audio Script

(004)

Hi, my name is Sarah. This is my brother. His name is Adam. This is my sister. Her name is Emma. We're from England. Our parents live in London. Their names are Richard and Susan. Tell me about your family!

(005)

A) Hello, my name is Maria. I'm Italian. This is my mother, Anna, and my father, Angelo. We live together and this is our house.

B) Hi, my name is Chen. This is my brother. I also have a sister and her name is Lily. Our parents are from China.

Answer Key

Ex. B:

Possessive Adjective			
I	my	She	her
You	your	We	our
He	his	They	their

1. your
2. our
3. my
4. their
5. her
6. his

Ex. C:

- (A) 1. my, 2. my, 3. our
(B) 1. my, 2. her, 3. our

Ex. D:

2. This is her cup.
3. This is their phone.
4. This is my bag.

Ex. E: *Answers will be different for each person.*

(e.g.) My mother is from Yangon. Her name is Daw Mu Mu. My father is from Bago. His name is U Aung Hla. We live in Mandalay. We live together with my brother and my sister.

LESSON 4

Study Instructions

ACTIVITIES





Exercise A:

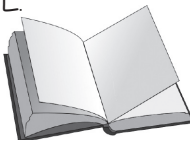

Match the pictures with the correct instructions.

A. My granny can fly = F
Fish live in the water =
Dogs can write =

B. I am _____
thank you!

C.  


D. 1. Old
2. Fat
3. Dry

E.  

F. What is your name?
How old are you?
Do you like noodles?

___ 1. Read and listen.
___ 2. Listen and repeat.
___ 3. Fill in the blanks.
___ 4. Complete the sentence.
___ 5. Match the opposites.
___ 6. Unscramble the words.
___ 7. Write true or false.
___ 8. Answer the questions.

G. ifhs = fish
etma = _____
etabgevsle = _____

H. ID CARD 

Name	_____
Age	_____
Gender	_____
From	_____
Job	_____
Marital status	_____
Phone	_____



Exercise B:

Listen (audio 006) and repeat the instructions.

VERBS = ACTION WORDS

What the subject (e.g. I, he/she, Sarah) does



Exercise C:

Unscramble the words to show the *verbs* from Exercise A.

1. aerd

(e.g.) read

3. eamnsburcl

5. pearet

7. ietrw

9. omleptc

2. nsreaw

4. entlsi

6. tcham

8. iffl



Exercise D:

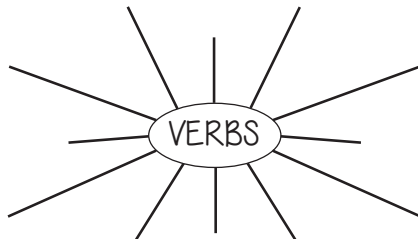
Circle the words that are action words (verbs).

make English ab learn see words brother subject use
speak they noun go eat job and sentence family Canada drink



Exercise E:

Brainstorm other verbs you know.



EXTRA PRACTICE!

Using as many new verbs as you can, write about what you like to do in your free time.

LESSON 4

Study Instructions

REFERENCE

Study instructions

Read and listen -- ဖတ်ပါ။ နားထောင်ပါ။

Fill in the blanks -- ကွက်လပ်ဖြည့်ပါ။

Complete the sentences -- စာကြောင်းကိုပြီးဆုံးအောင်ရေးပါ။

Match the opposites -- ဆန့်ကျင်ဖက်များကိုတွဲပါ။

Unscramble the words -- စာလုံးများကိုအစီအစဉ်တကျလုပ်ဆောင်ပါ။

Write true or false -- မှား/မှန် ရေးပါ။

Answer the questions -- မေးခွန်းများကိုဖြေဆိုပါ။

Listen and repeat -- နားထောင်ပြီး ပြန်ပြောပါ။

Classroom instructions

Close/open your books -- စာအုပ်ကိုပိတ်ပါ။ စာအုပ်ကိုဖွင့်ပါ။

Work on your own -- ကိုယ်တိုင်လုပ်ဆောင်ပါ။

Work in pairs -- နှစ်ယောက်တတွဲလုပ်ဆောင်ပါ။

Work in groups -- အဖွဲ့လိုက်လုပ်ဆောင်ပါ။

Look at the board -- ကျောက်သင်ပုန်းကိုကြည့်ပါ။

Don't write -- မရေးပါနှင့်။

Imperatives

Use imperatives to give orders and instructions.

We form them with the base form of the verb:

(e.g.) - *Answer* these questions. - *Do* your homework

Negative imperatives use *don't*: (e.g.) - *Don't* come back.

- *Don't* talk.

Verbs

Verbs tell us the action or state of being of a subject.

(e.g.) -The teacher teaches English.
(subject) (action)

-Sarah writes stories.
(subject) (action)

Audio Script

(006)

1. Read and listen;
2. Listen and repeat;
3. Fill in the blanks;
4. Complete the sentence;
5. Match the opposites;
6. Unscramble the words;
7. Write true or false;
8. Answer the questions.

Answer Key

Ex. A:

1. E
2. C
3. H
4. B

Ex. C:

2. answer
3. unscramble
4. listen
5. repeat

Ex. D:

Circle these verbs:

- make
- eat
- speak
- go
- do
- use
- learn
- drink
- see

Ex. E:

Possible answers:

find, get, know, take, come, think, want, give, tell, ask, feel, try, leave, call, etc...

More verbs...

Find -- ကောင်းပါသည်။

Get -- ရသည်။

Know -- သိသည်။

Take -- ယူသည်။

Come -- လာသည်။

Think -- တွေးသည်။

Want -- လိုချင်သည်။

Give -- ပေးသည်။

Tell -- ပြောသည်။

Ask -- မေးသည်။

Feel -- ခံစားရသည်။

Try -- ကြိုးစားသည်။

Leave -- ထွက်ခွာသည်။

Call -- ခေါ်သည်။

LESSON 1

Personal Information

ACTIVITIES

**Exercise A:**

Look at Jack's personal information and fill in the blanks.

Personal Information Form

Name: Jack Matthews**Age:** 44**Nationality:** American**Hometown:** New York City**Married:** Single**Job:** Teacher**Phone:** 07881624725**Email:** jack1971@mail.com

His name is _____. He's _____ years old. He is from New York City.

His nationality is _____. His email is _____.


**Exercise B:**

Listen (audio 007) and fill in the blanks.


**Exercise C:**

Fill in the ID card about yourself.

ID CARD

**Name** Charlotte Bertrand**Age** _____**Nationality** _____**Job** Shopkeeper**Married?** No**Phone** 33 0892614**Email** _____@_____

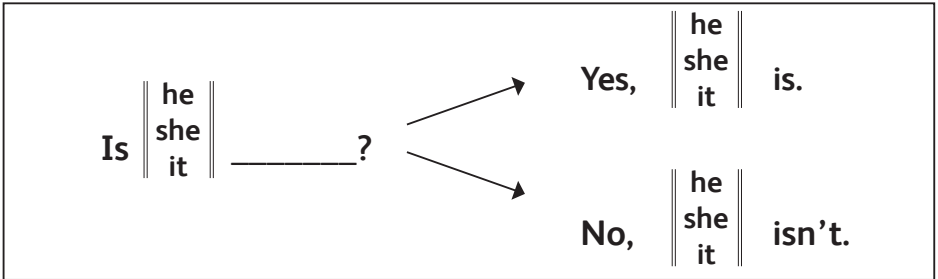
ID CARD

**Name** _____**Age** _____**Nationality** _____**Job** _____**Married?** _____**Phone** _____**Email** _____@_____

**Exercise D:**

Answer the questions about the ID card from Exercise B. Follow the examples.

1. Is Charlotte 62 years old? >> Yes, she is.
2. Is Charlotte American? >> No, she isn't.
3. Is Charlotte married? >> _____
4. Is Charlotte a shopkeeper? >> _____

**Exercise E:**

Pick a friend and answer questions about him or her.

Friend's name:

- Is he/she married? _____
- Is he/she Cambodian? _____
- Is he/she 20 years old? _____
- Is he/she a student? _____

**Exercise F:**

Remember the verb 'to be' for the subjects *I* (e.g. I am...) and *You/We/They* (e.g. You are...). Match the questions with the correct answers.

- | | |
|-----------------------|---------------------|
| 1. Are they married? | A. Yes, we are. |
| 2. Am I 28 years old? | B. No, they aren't. |
| 3. Are you a teacher? | C. Yes, you are. |
| 4. Are we Australian? | D. No, I'm not. |

EXTRA PRACTICE!

Fill out another ID card (as in Exercise B and C) for a famous Myanmar person.

LESSON 1

Personal Information

REFERENCE

Personal information

Personal information is used to give a basic description of someone. We often need to give our personal information to fill out application forms or ID (identification) cards.

Personal information -- ကိုယ်ရေးအချက်အလက်။

Name -- နာမည်။

Age -- အသက်။

Hometown -- မွေးရပ်မြေ။

Job -- အလုပ်။

Marital status -- အိမ်ထောင်ရေးအခြေအနေ။

Single -- အိမ်ထောင်မရှိသော။

Married -- အိမ်ထောင်ရှိသော။

Gender -- လိင်။

Male -- ယောက်ျား။

Female -- မိန်းမ။

The contact information listed below helps us to get in touch with someone.

Phone number -- တယ်လီဖုန်းနံပါတ်။

Email address -- အီးမေးလ်လိပ်စာ။

Address -- လိပ်စာ။

Simple questions and answers - the verb 'to be'

To make yes/no questions with 'to be', we put the verb before the subject.

(e.g.) - *Is* he from Dhaka?

-Yes, he *is*. OR No, he *isn't*.

(*remember, the verb 'to be' = *am* for *I*; *are* for *you/we/they*)

(e.g.) - *Am* I a teacher?

Yes, I *am*. OR No, I'm *not*.

-*Are* they Canadian?

Yes, they *are*. OR No, they *aren't*.

Audio Script

(007)

My name is Charlotte Bertrand. I'm French and 62 years old. You can email me at: charlotte62@mail.com

Answer Key

Ex. A:

Jack, 44 (forty-four), American, jack1971@mail.com

Ex. B:

62, French, charlotte62@mail.com

Ex. C: *Answers will be different for each person.*

Ex. D:

3. No, she isn't.

4. Yes, she is.

Ex. E: *Answers will be different for each person.*

Ex. F:

1. B

2. C

3. D

4. A

LESSON 2

Family & Age

ACTIVITIES



Exercise A:
Find the words about family.

M O E X Q C W V H E C E G S H B K V L Y
 A A P D Y N R E H T A F S O O R F K R I
 W Y A L C F X H J N E P H E W O R H H N
 W V R O X N C U E I Q V A O A T Q C H L
 A O E P Z D R E H T O M T F B H U I D A
 Y J N G R A N D P A R E N T S E F C C T
 P G T N D C O U S I N X V M W R R O N N
 O I S Q R P K S S Z A I Y Y L P U U W X
 U R D A U G H T E R E C E I N T A E O A
 S O N E L C N U A T R E T S I S C S N K

MOTHER COUSIN
 FATHER PARENTS
 SON GRANDPARENTS
 DAUGHTER
 SISTER
 BROTHER
 AUNT
 UNCLE
 NIECE
 NEPHEW



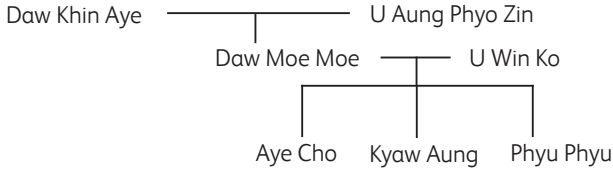
Exercise B:
Listen (audio 008) and fill in the blanks with the words below.

1. Daw Moe Moe is Kyaw Aung's _____.
2. U Win Ko is Kyaw Aung's _____.
3. Daw Khin Aye is Kyaw Aung's _____.
4. U Aung Phyto Zin is Kyaw Aung's _____.
5. Aye Cho is Kyaw Aung's _____.
6. Phyu Phyu is Kyaw Aung's _____.

sister grandmother
 grandfather father
 mother brother

**Exercise C:**

Look at Kyaw Aung's family tree. Draw your own family tree below.

**Exercise D:**

Listen (audio 009) and read. Fill in the blanks.

1. How old are you? I'm e.g. 22
2. How old is your sister? She's _____.
3. How old is your father? He's _____.
4. How old is your brother? He's _____.
5. How old is your mother? She's _____.

**Exercise E:**

Listen (audio 010) and fill in the blanks with the numbers from the boxes.

28	65	9	1. _____	6. _____
			2. _____	7. _____
72	41	86	3. _____	8. _____
		34	4. _____	9. _____
17	98		5. _____	10. _____
	53			

EXTRA PRACTICE!

Make a list of your family members and write complete sentences about how old they are.

LESSON 2

Family & Age

REFERENCE

Family

Spouse -- ခင်ပွန်း (သို့) ဇနီး။

Wife -- ဇနီး။

Husband -- ခင်ပွန်း။

Children -- ကလေးများ။

Daughter -- သမီး။

Son -- သား။

Grandparent -- အဘိုးအဘွား။

Grandmother -- အဘွား။

Grandfather -- အဘိုး။

Aunt -- အဒေါ်။

Uncle -- ဦးလေး။

Cousin -- တစ်ဝမ်းကွဲ။

Siblings -- မောင်နှမများ။

Younger sister -- ညီမ။

Younger brother -- ညီလေး။

Older sister -- အစ်မ။

Older brother -- အစ်ကို။

Great grandparent -- အဘေး

Great-great grandparent -- အဘီ။

Niece -- တူမ။

Nephew -- တူ။

Note: User 's to show possession. (e.g.) Daw Htay Htay is Khin Zaw's mother.

Numbers

0	Zero	--	--	--	--
1	One	11	Eleven	10	Ten
2	Two	12	Twelve	20	Twenty
3	Three	13	Thirteen	30	Thirty
4	Four	14	Fourteen	40	Forty
5	Five	15	Fifteen	50	Fifty
6	Six	16	Sixteen	60	Sixty
7	Seven	17	Seventeen	70	Seventy
8	Eight	18	Eighteen	80	Eighty
9	Nine	19	Nineteen	90	Ninety
10	Ten	20	Twenty	100	One hundred

Talking about age / the verb 'to be'

In sentences about family and age, notice that the verb 'to be' is being used.

-Phyu Phyu is my sister. -Shes 17. (She's = She is)

When talking about age, you can either say "I'm 34" OR "I'm 34 years old."

The meaning is the same.

Audio Script

(008)

Kyaw Aung: Hi Tom. How are you?

Tom: Good, thanks. And you?

Kyaw Aung: I'm fine.

Tom: Oh ...is this a photo of your family?

Kyaw Aung: Yes, it is. This is my mother, Daw Moe Moe, and my father, U Win Ko.

Tom: And who is this?

Kyaw Aung: This is my grandmother, Daw Khin Aye. She is my mother's mother. And this is my grandfather, U Aung Phyo Zin.

Tom: And this is you! Is this your brother and sister?

Kyaw Aung: Yes, this is my brother Aye Cho and my sister Phyu Phyu.

(009)

1. How old are you? I'm 22
2. How old is your sister? She's 6.
3. How old is your father? He's 54.
4. How old is your brother? He's 11.
5. How old is your mother? She's 50.

(010)

1. 34 , 2. 72 , 3. 9 , 4. 41 , 5. 65 , 6. 28 , 7. 53 , 8. 98 , 9. 17 , 10. 86

Answer Key

Ex. A: Circle - mother, son, nephew, wife, uncle, sister, parents, cousin, etc.

Ex. B:

1. mother

2. father

3. grandmother

4. grandfather

5. brother

6. sister

Ex. D:

1. 22

2. 6

3. 54

4. 11

5. 50

Ex. E:

1. 34

2. 72

3. 9

4. 41

5. 65

6. 28

7. 53

8. 98

9. 17

10. 86

(For **Ex. C**, the family tree will be different for each person.)

LESSON 3

Jobs & Occupations

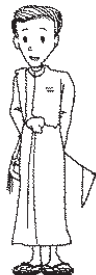
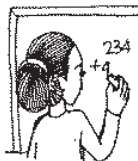
ACTIVITIES

**Exercise A:**

Match the sentences. Use the Language Reference on the next page for help with vocabulary.

- 1 Tour guides
- 2 Doctors
- 3 Shopkeepers
- 4 Taxi drivers
- 5 Farmers
- 6 Businesspeople
- 7 Chefs
- 8 Teachers
- 9 Students
- 10 Journalists

- A drive cars.
- B help sick people.
- C teach students.
- D write news stories.
- E learn.
- F make money.
- G help tourists.
- H grow food.
- I cook food.
- J sell things.



**Exercise B:**

Listen (audio 011) and fill in the blanks with the correct verb. Then, complete the grammar rules below.

Lay Lay ¹ _____ in Taunggyi. She ² _____ a teacher. She ³ _____ English to children. The students ⁴ _____ six years old.

Lay Lay's mother ⁵ _____ a chef. She ⁶ _____ Shan food and ⁷ _____ Lay Lay how to cook.

Present Simple for *He/She/It*

For most verbs, add ⁸ _____ He/She eat__.

For verbs ending in *s/sh/ch/x*, add ⁹ _____ He/She teach__.

For verbs ending in *o*, add ¹⁰ _____ He/She go__.

**Exercise C:**

Change the verbs to be in the correct form of present simple.

1. (start) He/She starts

5. (kiss) He/She _____

2. (miss) He/She misses

6. (make) He/She _____

3. (help) He/She _____

7. (push) He/She _____

4. (watch) He/She _____

8. (go) He/She _____

**Exercise D:**

Look at the questions and answers below and fill in the grammar rule for using the verb 'to do'.

>> Do teachers drive taxis? No, they don't.

>> Does she grow food? Yes, she does.

>> Do you sell things? No, I don't.

The verb 'to do'

For I/You/We/They, we use ¹ _____.

For He/She/It, we use ² _____.

EXTRA PRACTICE!

Go online or use your dictionary to brainstorm more jobs in English. Write what each job does.

LESSON 3

Jobs & Occupations

REFERENCE

Jobs

Jobs

- Tour guides -- ခရီးသွားလမ်းညွှန်သူများ။
- Doctors -- ဆရာဝန်များ။
- Shopkeepers -- ဆိုင်ပိုင်ရှင်များ။
- Taxi drivers -- အငှားယာဉ်မောင်းသူများ။
- Farmers -- လယ်သမားများ။
- Businesspeople -- စီးပွားရေးလုပ်ငန်းရှင်များ။
- Chefs -- စားဖိုမှူးများ။
- Teachers -- ဆရာများ/ဆရာမများ။
- Students -- ကျောင်းသားများ။
- Journalists -- သတင်းစာဆရာများ။

Nouns

- Tourists -- ကမ္ဘာလှည့်ခရီးသည်များ။
- Computers -- ကွန်ပျူတာများ။
- Food -- အစားအစာ။
- News story -- ပုံပြင်အသစ်။

Verbs

- Drive -- မောင်းသည်။
- Help -- ကူညီသည်။
- Teach -- သင်ကြားသည်။
- Write -- ရေးသည်။
- Learn -- သင်ယူသည်။
- Make -- ပြုလုပ်သည်။
- Help -- ကူညီသည်။
- Grow -- ကြီးထွားသည်။
- Cook -- ချက်ပြုတ်သည်။
- Sell -- ရောင်းသည်။
- Start -- အစပြုသည်။
- Miss -- သတိရသည်။
- Watch -- ကြည့်သည်။
- Kiss -- နမ်းသည်။
- Push -- တွန်းသည်။
- Go -- သွားသည်။

Present simple (positive)

Present simple (he/she/it)

1. For most verbs we add -s. (e.g.) She reads well.

2. When the verb ends in -ch, -sh, -s, -x, or -z we add -es*. (e.g.) He watches TV.

(*Also: do >> does; go >> goes)

Subject	Verb	
I/You/We/They	live	in
She/He/It	lives	Hledan.

3. When the verb ends in a consonant + -y, remove the -y and add -ies.
(e.g.) -She *studies* every weekend.
4. When the verb ends in a vowel + -y, add -s.
(e.g.) -He *buys* books.

Present simple (I/you/we/they)

For the subjects I/you/we/they, notice that the base form of the verb does not change.

Present simple (negative)

Subject	Auxiliary	Verb	
I/You/We/They	don't (do not)	live	in Yangon.
She/He/It	doesn't (does not)	work	

Be or Do?

In present simple questions and negative statements we use:

1. *Do* with verbs.
(e.g.) -Do you drive? (NOT: Are you drive?)
-It doesn't grow. (NOT: It isn't grow.)
2. *Be* with nouns, pronouns, adjectives, prepositions, etc*.
(e.g.) -Are you Ko Ko? (NOT: Do you Ko Ko?)
-Are you cold? (NOT: Do you cold?)

*You will learn more about adjectives and prepositions in later lessons.

Audio Script

(011)

Lay Lay lives in Taunggyi. She is a teacher. She teaches English to children. The students are six years old. Lay Lay's mother is a chef. She cooks Shan food and teaches Lay Lay how to cook.

Answer Key

- | | | | |
|---------------|---------------|---------------|---------------|
| Ex. A: | Ex. B: | Ex. C: | Ex. D: |
| 1. G | 1. lives | 3. helps | 1. do |
| 2. B | 2. is | 4. watches | 2. does |
| 3. J | 3. teaches | 5. kisses | |
| 4. A | 4. are | 6. makes | |
| 5. H | 5. is | 7. pushes | |
| | 6. cooks | 8. goes | |
| | 7. teaches | | |
| | 8. s | | |
| | 9. es | | |
| | 10. es | | |

LESSON 4

Everyday People/Objects

ACTIVITIES

**Exercise A:**

Listen (audio 012) and circle the words you hear. Then, complete the grammar rules below by filling in the blanks.

1. language / languages
2. watch / watches
3. teacher / teachers
4. key / keys
5. tourist / tourists

6. box / boxes
7. office / offices
8. baby / babies
9. woman / women
10. umbrella / umbrellas

Most singular nouns become plural by adding ¹¹ ____.

tourist >> tourist__

student >> student__

Singular nouns ending in **s/sh/ch/x/z** become plural by adding ¹² ____.

watch >> watch__

box >> box__

Singular nouns ending in a vowel +y become plural by keeping the y and adding ¹³ ____.

key >> key__

toy >> toy__

Singular nouns ending in a consonant +y become plural by dropping the y and adding ¹⁴ ____.

baby >> bab__

story >> stor__

**Exercise B:**

Find and circle the irregular plural nouns (i.e. it does not follow the rules) in Exercise A. Change the irregular nouns below to be plural and complete the sentences.

1. I am a woman. There are seven (e.g.) women on the bus.
2. There is a person in the car. I see fifteen _____ in the street.
3. He has one child. My friend has many _____ in her family.
4. The man is from Shanghai. Those _____ are tourists from China.

**Exercise C:**

Listen (audio 013) and write the plural nouns you hear.

- | | |
|------------------------------------|----------|
| 1. <u>e.g. students, notebooks</u> | 5. _____ |
| 2. _____ | 6. _____ |
| 3. _____ | 7. _____ |
| 4. _____ | 8. _____ |

**Exercise D:**

Write a short story using the nouns below. Use both singular and plural nouns.

- | | | | |
|---------------|-----------|-------------|----------|
| >> journalist | >> key | >> person | >> baby |
| >> child | >> office | >> computer | >> watch |

EXTRA PRACTICE!

Next time you go outside, take a notebook to write the items you see around you (singular and plural).

LESSON 4

Everyday people/objects

REFERENCE

Everyday people/objects

People

Person -- တစ်ဦးတစ်ယောက်။

Teacher -- ဆရာ။

Woman -- မိန်းမ။

Man -- ယောက်ျား။

Baby -- မွေးကင်းစအရွယ်/ရင်ခွင်ပိုက်အရွယ်။

Student -- ကျောင်းသား။

Child -- ကလေး။

Friend -- သူငယ်ချင်း။

Things

Language -- ဘာသာစကား။

Watch -- နာရီ။

Box -- သေတ္တာ။

Office -- ရုံးခန်း။

Notebook -- မှတ်စုစာအုပ်။

Key -- သော့။

Story -- ပုံပြင်။

Note: Use 'How many...' to ask for the amount or number of something.

(e.g.) -How many languages do you speak? >> I speak 3 languages.

Singular and plural nouns

Singular -- အနည်းကိန်း။

Plural -- အများကိန်း။

1. To make most nouns plural, add -s.

(e.g.) one key >> two keys
one bicycle >> two bicycles

2. Add -es to nouns ending in -sh, -ch, -ss and -x.

(e.g.) one class >> two classes
one baby >> two babies

3. If a noun ends in a vowel +y, keep the y and add -s.

(e.g.) one key >> two keys
one boy >> two boys

4. If a noun ends in a consonant +y, remove the y and add -ies.

(e.g.) one city >> two cities
one baby >> two babies

5. Some nouns are irregular.

(e.g.) one child >> two children
one man >> two men
one person >> two people

Audio Script

(012)

1. Language
2. Watches
3. Teacher
4. Keys
5. Tourists
6. Box
7. Offices
8. Babies
9. Women
10. Umbrella

(013)

1. The American students have notebooks.
2. The men have the keys to the car.
3. Khin Zaw has three sisters and two brothers.
4. The teachers help children at school.
5. I like reading stories at night.
6. Her friends have babies.
7. French cooks are the best.
8. The people work in their offices.

Answer Key

Ex. A:

- | | |
|-------------|--------------|
| 1. language | 8. babies |
| 2. watches | 9. women |
| 3. teacher | 10. umbrella |
| 4. keys | 11. s |
| 5. tourists | 12. es |
| 6. box | 13. s |
| 7. offices | 14. ies |

Ex. B:

2. people
3. children
4. men

Ex. C:

2. men, keys
3. sisters, brothers
4. teachers, children
5. stories
6. friends, babies
7. cook
8. people, offices

Ex. D: *Answers will be different for each person.*

LESSON 1

Describing things

ACTIVITIES



Exercise A:

Listen (audio 014) and fill in the correct number to match the order of the advertisements.

<input type="checkbox"/> 	<input type="checkbox"/> 	<input type="checkbox"/>
------------------------------	------------------------------	------------------------------

Adjectives are words that describe or give information about a person, place, or thing.

Listen again and list the adjectives you hear:



Exercise B:

Write the opposites for the adjectives below. Check the **Language Reference** for help.

- 1. Small ≠ -----
- 2. Easy ≠ -----
- 3. New ≠ -----

- 4. Cheap ≠ -----
- 5. Fast ≠ -----
- 6. Black ≠ -----

**Exercise C:**

Circle the adjectives in the sentence below. Then, list other possible adjectives to describe the noun.

1. That is a *new* umbrella.

More adjectives to describe 'umbrella': _____

2. It's a *delicious* curry.

More adjectives to describe 'curry': _____

3. Those *notebooks* are cheap.

More adjectives to describe 'notebook': _____

4. This is an *expensive* watch.

More adjectives to describe 'watch': _____

5. His *motorbike* is old and slow.

More adjectives to describe 'motorbike': _____

**Exercise D:**

Colours are also adjectives. Listen (audio 015) and use the colours from the boxes to fill in the blanks. Look at the **Language Reference** on the next page for help with fruit vocabulary.



pink

orange

red

green

purple

yellow

I will buy ¹ _____ apples, ² _____ bananas, and an ³ _____ papaya. I also want a ⁴ _____ dragonfruit and some ⁵ _____ mango-steen. I will try to find a ⁶ _____ mango to eat with my lunch.

List more examples of colours:

EXTRA PRACTICE!

Find a picture online or in your home and use adjectives to describe it.

LESSON 1

Describing Things

REFERENCE

Adjectives

Adjectives help us to give more details to talk about a noun. They can:

1. Follow the verb *to be*:

- (e.g.) -The bus is slow.
-My brother is tall.

2. Go before the noun.

- (e.g.) -The slow bus costs 500 kyat.
-The tall man is David.

New -- သစ်သော။

Old -- ဟောင်းသော။

Big -- ကြီးသော။

Small -- သေးငယ်သော။

Fast -- မြန်သော။

Slow -- နှေးသော။

Cheap -- ဈေးပေါသော။

Expensive -- ဈေးကြီးသော။

Easy -- လွယ်ကူသော။

Difficult -- ခက်ခဲသော။

Delicious -- အရသာရှိသော။

Colours

Black -- အနက်ရောင်။

White -- အဖြူရောင်။

Pink -- ပန်းရောင်။

Green -- အစိမ်းရောင်။

Orange -- လိမ္မော်ရောင်။

Red -- အနီရောင်။

Purple -- ခရမ်းရောင်။

Yellow -- အဝါရောင်။

Blue -- အပြာရောင်။

Brown -- အညိုရောင်။

New vocabulary

Umbrella -- ထီး။

Curry -- ဟင်း။

Notebook -- မှတ်စုစာအုပ်။

Motorbike -- ဆိုင်ကယ်။

Apple -- ပန်းသီး။

Banana -- ငှက်ပျောသီး။

Papaya -- သင်္ဘောသီး။

Dragonfruit -- နဂါးမောက်သီး။

Mangosteen -- မင်းဂွတ်သီး။

Mango -- သရက်သီး။

Audio Script

(014)

1. The new MyWay smartphone is available this week! It's easy to use and now comes in blue and white. Look for special offers over the Thingan holiday.

2. Tired of the expensive costs of using the internet? Sick of the slow connection? Come to Kyaw Kyaw's internet café on Old Bagan street.

3. It's another rainy morning. Can't wake up? Grab a cup of Coolcafé instant coffee at your local tea shop. Cheap, delicious, and a perfect way to start the day.

(015)

Sarah: At the market, I always buy a lot of fruit. Today, I will buy red apples, yellow bananas, and an orange papaya. I also want a pink dragonfruit and some purple mangosteens. I will try to find a green mango to eat with my lunch.

Answer Key

Ex. A:

2, 3, 1 (Adjectives: new, easy, blue, white, expensive, slow, old, cheap, delicious)

Ex. B:

1. big
2. difficult
3. old
4. expensive
5. slow
6. white

Ex. C:

- Circle:
1. new
 2. delicious
 3. cheap
 4. expensive
 5. old, slow

Ex. D:

1. red
2. yellow
3. orange
4. pink
5. purple
6. green

More colours:
black, white, blue, brown, etc.

LESSON 2

Describing Things Pt.2

ACTIVITIES

**Exercise A:**

Listen (audio 016) and fill in the blanks with *a* or *an*. Then, complete the grammar rules below.

- >> It's ¹ ___ delicious curry. >> He has ³ ___ lot of money.
 >> This is ² ___ expensive watch. >> Write ⁴ ___ email to a friend.

Use ⁵ ___ before a consonant sound.

- It's ⁶ ___ dog.
- I have ⁷ ___ motorbike.

Use ⁸ ___ before a vowel sound.

- She has ⁹ ___ apple.
- This is ¹⁰ ___ office.

**Exercise B:**

Fill in the blanks with *a* or *an*. Then write the adjective (*adj.*) from each sentence.

- I want ___ pink bag to carry my things in. (adjective = e.g. pink)
- Tom uses ___ expensive phone. It is from Singapore. (adj. = _____)
- They drive ___ old car, but I like it. (adj. = _____)
- She reads ___ good book before she sleeps at night. (adj. = _____)
- You have ___ orange bicycle at your apartment. (adj. = _____)
- I need ___ black pencil for my English class. (adj. = _____)

**Exercise C:**

Write sentences about the things you have. Use the adjectives and nouns below to help you.

Follow the correct order:

[a/an + noun]

[a/an + adjective + noun]

- | | | | |
|-------------|-------------|-------------|----------|
| > beautiful | > house | > bag | > pencil |
| > book | > expensive | > motorbike | > small |
| > new | > blue | > old | > red |
| > watch | > pen | > delicious | > mango |

1. (e.g.) I have a beautiful house.

2. _____
3. _____
4. _____
5. _____
6. _____
7. _____
8. _____

**Exercise D:**

Listen (audio 017) and list the things Kyaw Aung wants to buy at Myanmar (include the adjectives). Circle TRUE or FALSE for the statements below.



Shopping List:

- | | |
|----------|--|
| 1. _____ | 5. Tom thinks the things will be difficult to find. T or F |
| 2. _____ | 6. The bowls and plates are cheap at Myanmar. T or F |
| 3. _____ | |
| 4. _____ | |

EXTRA PRACTICE!

Find a newspaper article in English. Circle the adjectives you see and underline the articles *a* or *an*.

LESSON 2

Describing Things Pt.2

Using *a* and *an*

REFERENCE

A and *an* are used before a single noun: *a/an* + noun.

1. Use *a* before a consonant* sound.

(e.g.) -It's *a* dog.
-I have *a* motorbike.

2. Use *an* before a vowel* sound.

(e.g.) -That's *an* apple. She lives in *an* apartment.

3. If using an adjective, the order should be: *a/an* + adjective + noun

(e.g.) -That's *a* red umbrella.
-This is *an* American car.

Note:

*Vowels in the English alphabet are *a, e, i, o, u* and sometimes *y*. Consonants are all other letters.

New vocabulary

Money -- ပိုက်ဆံ။

Friend -- သူငယ်ချင်း။

Dog -- ဇွေး။

Book -- စာအုပ်။

Pencil -- ခဲတံ။

Tonight -- ယနေ့ည။

Mirror -- ကြည့်မှန်။

Bowls -- ပန်းကန်လုံး။

Plates -- ပန်းကန်ပြား။

Kitchen -- မီးဖိုချောင်။

Verb 'to have'

'to have'	He/She/It <i>has</i> ...
	I/You/We/They <i>have</i> ...

Audio Script

(016)

1. It's a delicious curry.
2. This is an expensive watch.
3. He has a lot of money.
4. Write an email to a friend.

(017)

Kyaw Aung: Hi Tom, how are you?

Tom: I'm good thanks, how are you?

Kyaw Aung: Good, but I have a lot of things to buy at Myanmart tonight. Can you help me find everything?

Tom: Sure, what do you need?

Kyaw Aung: I need two blue pens, a small mirror, and a black notebook.

Tom: That will be easy to find.

Kyaw Aung: I also need new bowls and plates for my kitchen.

Tom: They are too expensive here. We can go to Sein Gay Har.

Kyaw Aung: Good idea!

Answer Key

Ex. A:

- | | |
|-------|--------|
| 1. a | 6. a |
| 2. an | 7. a |
| 3. a | 8. an |
| 4. an | 9. an |
| 5. a | 10. an |

Ex. B:

1. a (pink)
2. an (expensive)
3. an (old)
4. a (good)
5. an (orange)
6. a (black)

Ex. C: *Answers will be different for each person. Possible answers:*

- I have an expensive bag.
- I have a new motorbike.
- I have a delicious mango.
- I have an old watch.
- I have a blue book.
- I have a red pencil.
- I have small pen.

Ex. D:

1. two blue pens
2. a small mirror
3. a black notebook
4. new bowls and plates
5. F
6. F

LESSON 3

Appearance

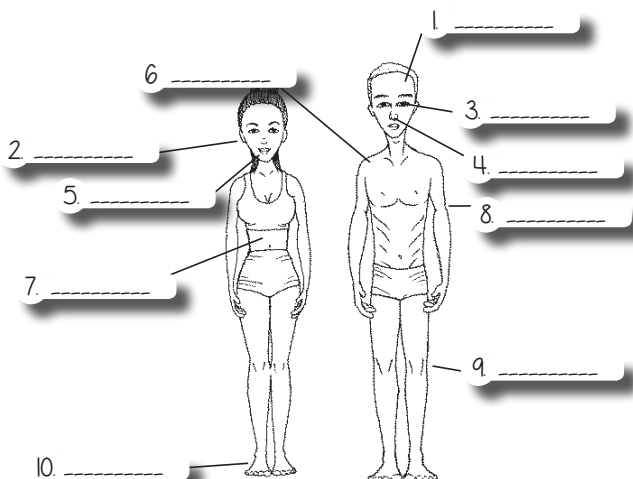
ACTIVITIES



Exercise A:

Label the picture with the words (body parts) from the box.

- Body Parts**
- > head
 - > mouth
 - > knees
 - > elbows
 - > shoulders
 - > eyes
 - > stomach
 - > nose
 - > feet
 - > ears



Exercise B:

You can use adjectives to describe parts of the body or the way someone looks.

(e.g.) She has a small nose and big feet.

Find and circle other adjectives below about appearance.

X P U V O R V J Y A M Q P Q L L W H M
 S H O R T J S H Y A L Y Y A L Q Q L Z U
 S E I Y S L B M H N S T O E J Y B T P X
 N E I L T V A L V E C G U R F Z K J W O
 X P O G G Y R L P F U F N R R M J Z L G
 X O D U P N K A A N I E G C Z A U Z G A
 T L R O L D B T M C I I H W Q Q I W E D
 O D U E S D E M O S D N A H Q F W D F I
 B B W V X P K A I T H I N Y P X D Z G H
 N D O W V U Q B E A U T I F U L P J O C

- THIN
- FAT
- HANDSOME
- TALL
- SHORT
- OLD
- YOUNG
- UGLY
- BEAUTIFUL

**Exercise C:**

Put the sentences in order. Check the **Language Reference** on the next page for new vocabulary.

1. is/she/thin _____
2. tall/is/and/fat/Kyaw Kyaw _____
3. hair/has/he/curly _____
4. has/the/teacher/glasses _____
5. has/mustache/John/a _____
6. young/beautiful/and/Myint Zu/is _____

You can use the verbs **'to be'** and **'to have'** to talk about appearance.

to be	to have
<ul style="list-style-type: none"> • I <u>am</u> tall. • She <u>is</u> beautiful. 	<ul style="list-style-type: none"> • He <u>has</u> long hair. • I <u>have</u> glasses.

**Exercise D:**

Listen (audio 018) and put the descriptions in the right column to match each person.

John	Martyna	Lar Lar

- > short, black hair
- > blue eyes
- > tall and thin
- > green eyes
- > long, blonde hair
- > beautiful
- > brown eyes

- > young and smart
- > old and handsome
- > short and thin
- > brown hair

**EXTRA PRACTICE!**

Use the verbs **'to be'** and **'to have'** to describe the picture of the woman above.

LESSON 3

Appearance

REFERENCE

Parts of the body

Head -- ဦးခေါင်း။
 Nose -- နှာခေါင်း။
 Mouth -- ပါးစပ်။
 Eyes -- မျက်စိ။
 Ears -- နားရွက်။

Shoulders -- ပခုံး။
 Stomach -- အစာအိမ်။
 Elbows -- တံတောင်ဆစ်။
 Knees -- ဒူးခေါင်း။
 Feet -- ခြေထောက်။

Describing appearance

Thin -- ပိန်သော။
 Fat -- ဝသော။
 Tall -- ရှည်သော။
 Short -- ပုသော။
 Handsome -- ကြည့်ကောင်းသော။
 Beautiful -- လှပသော။
 Ugly -- ရုပ်ဆိုးသော။
 Young -- ငယ်ရွယ်သော
 (You can also use: small, big, old, etc.)

Hair

Long -- ရှည်သော။
 Curly -- ကောက်သော။
 Straight -- ဖြောင့်သော။
 Blonde -- ရွှေရောင်ဖျော့သော။

Other

Glasses -- မျက်မှန်။
 Moustache -- နှုတ်ခမ်းမွှေး။
 Beard -- မုတ်ဆိတ်။

Verb 'to be'

Use the verb 'to be' to talk about someone's general appearance.

- (e.g.) -The man *is* handsome.
-Mary *is* old and beautiful.

Verb 'to have'

Use the verb 'to have' to talk about specifics.

- (e.g.) -They *have* long hair.
-He *has* a beard.
-I *have* curly, brown hair.

Audio Script

(018)

John is a taxi driver. He works in New York City. He is short and very thin. He has brown hair and blue eyes. John is quite old but he is still handsome. Martyna is from Poland but she lives in Taunggyi. She has long, blonde hair and green eyes. Everyone thinks she is beautiful. Lar Lar works in Yangon at an NGO. He has short, black hair and brown eyes. He is very tall and thin. Even though he is young, he is quite smart.

Answer Key

Ex. A:

1. head, 2. ears, 3. eyes, 4. nose, 5. mouth, 6. shoulders, 7. stomach,
8. elbows, 9. knees, 10. feet

Ex. B:

Circle - fat, thin, handsome, tall, short, old, young, ugly, beautiful

Ex. C:

1. She is thin.
2. Kyaw Kyaw is tall and fat.
(or Kyaw Kyaw is fat and tall.)
3. He has curly hair.
4. The teacher has glasses.
5. John has a moustache.
6. Myint Zu is young and beautiful.
(or Myint Zu is beautiful and young.)

Ex. D:

John: short and thin; brown hair;
blue eyes; old and handsome
Martyna: long, blonde hair; green
eyes; beautiful
Lar Lar: short, black hair; brown eyes;
tall and thin; young and smart

ACTIVITIES

**Exercise A:**

Tom is in Yangon. He writes an email to his family in England. Listen (audio 019) and read his email. Write all the adjectives you hear.

To: Claire <claire2000@mail.com>
Subject: Hi from Yangon!

Dear Claire and Joe,

How are you?

I'm in Yangon! It's very ^{1.}_____. Myanmar people are ^{2.}_____ and my job is ^{3.}_____. I work at the hospital. We help ^{4.}_____ children. Sometimes the work is difficult but it's ^{5.}_____.

My boss is Daw Cho Cho. She's tall and quite fat! She's also ^{6.}_____. Her family is ^{7.}_____ and ^{8.}_____. She lives in a big house with her husband.

My roommate here is very ^{9.}_____ and ^{10.}_____. He is not from Myanmar either, so we both spend time visiting famous attractions together in Yangon. I will send some pictures.

Email me soon. I miss you!

Love,

Tom xxx

**Exercise B:**

Read the sentences about the email and write if they are true (T) or false (F).

- | | |
|---------------------------------|--------------------------------------|
| _____ 1. Tom is in England. | _____ 5. Tom's boss is Daw Cho Cho. |
| _____ 2. He has a new job. | _____ 6. Daw Cho Cho is quite short. |
| _____ 3. Tom works in a school. | _____ 7. She is clever. |
| _____ 4. His work is very easy. | _____ 8. She lives in a big house. |

**Exercise C:**

Match the adjectives with their opposites.

1. Hot	a. Healthy
2. Kind	b. Impolite
3. Hard-working	c. Mean
4. Sick	d. Boring
5. Fun	e. Easy-going
6. Polite	f. Cold
7. Clever	g. Poor
8. Rich	h. Stupid

**Exercise D:**

Use the adjectives from Tom's email to complete the sentences.

- My aunt is in the hospital. She is _____.
- He has a lot of money. He is _____.
- It's 40° outside. It is _____.
- They help foreigners. They are _____.
- She has 100% on her English test. She is _____.
- I like that book. It's _____.
- That's the king. He's very _____.
- We play games in class. They are quite _____.

EXTRA PRACTICE!

Write an email to a friend describing the people you work (or study) with.

LESSON 4

Describing People

REFERENCE

Adjectives to describe people

- Friendly -- ခင်မင်သော။
- Mean -- ခက်ထန်သော။
- Clever -- တော်သော။
- Stupid -- ထုံသော။
- Rich -- ချမ်းသာသော။
- Poor -- ဆင်းရဲသော။
- Sick -- မကျန်းမာသော။
- Healthy -- ကျန်းမာသော။
- Kind -- ကြင်နာသော။
- Hard-working -- အလုပ်ကြိုးစားသော။
- Easy-going -- အပူအပင်မထားသော။
- Polite -- ယဉ်ကျေးသော။
- Impolite -- ရိုင်းစိုင်းသော။

New adjectives

- Famous -- ထင်ပေါ်ကျော်ကြားသော။
- Hot -- ပူသော။
- Cold -- အေးသော။
- Interesting* -- စိတ်ဝင်စားသော။
- Boring* -- ပျင်းရိသော။
- Important* -- အရေးကြီးသော။

*Note: *interesting*, *boring* and *important* can also be used to describe people.

New vocabulary

- Email -- အီးမေး(လ်)။
- Hospital -- ဆေးရုံ။
- House -- အိမ်။
- Roommate -- အခန်းဖော်။
- Attractions -- စိတ်ဝင်စားစရာများ။
- Pictures -- ဓာတ်ပုံများ။
- Foreigner -- နိုင်ငံခြားသား။
- King -- ဘုရင်။
- Game -- ကစားပွဲ။
- I miss you! -- ငါနင့်ကိုသတိရတယ်။

Very and Quite

The words 'very' and 'quite' in Exercise D help express the strength of the adjective it is describing.

(e.g.) -The movie is *very interesting*. ('very' makes the adjective, 'interesting', stronger; it expresses a lot of something)

(e.g.) -The movie is *quite interesting*. ('quite' expresses that the movie is a little bit 'interesting'; the adjective here is not strong)

Audio Script

(019)

Dear Claire and Joe,

How are you? I'm in Yangon! It's very hot. Myanmar people are friendly and my job is interesting. I work at the hospital. We help sick children. Sometimes the work is difficult but it's fun.

My boss is Daw Cho Cho. She's tall and quite fat! She's also clever. Her family is rich and important. She lives in a big house with her husband.

My roommate here is very kind and easy-going. He is not from Myanmar either, so we both spend time visiting famous attractions together in Yangon. I will send some pictures.

Email me soon. I miss you!

Love, Tom.

Answer Key

Ex. A:

- hot
- friendly
- interesting
- sick
- fun
- clever
- rich
- important
- kind
- easy-going

Ex. B:

- F
- T
- F
- F
- T
- F
- T
- T
- F
- T

Ex. C:

- f
- c
- e
- a
- d
- b
- h
- g

Ex. D:

- sick
- rich
- hot
- friendly
(or kind)
- clever
- interesting
- important
- fun

LESSON 1

Telling Time

ACTIVITIES



Exercise A:

Write out the time you see on the digital clocks.

1. **5:30**

(e.g.) five thirty

2. **10:18**

3. **6:22**

4. **9:45**

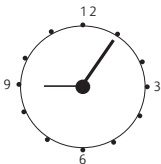
5. **1:10**

6. **11:59**

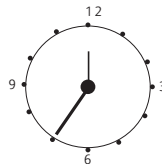


Exercise B:

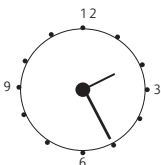
Answer the question, 'What time is it?'



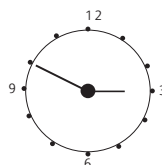
1. It's nine O-five.



3. -----



2. -----



4. -----

**Exercise C:**

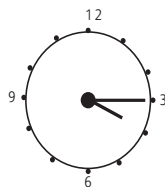
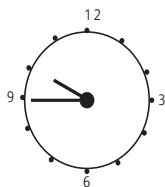
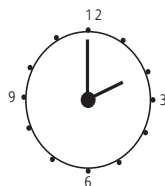
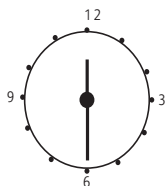
Match the phrases to describe the times.

a. quarter to

b. o'clock

c. quarter past

d. half past

It's ¹ _____ four.It's ³ _____ eleven.It's two ² _____.It's ⁴ _____ twelve.**Exercise D:**

Listen (audio 020) and write the correct times.

1. **9:00**5. 2. 6. 3. 7. 4. 8. **Exercise E:**

Listen (audio 021) and write the conversation below.

A: Excuse me, _____?

B: _____

A: _____ is the movie?

B: The movie starts _____.

A: _____!

B: No problem.

EXTRA PRACTICE!

Go online to find the current time in Brazil, France, Turkey, Laos, and Japan. Write the times in a notebook.

LESSON 1

Telling Time

REFERENCE

Phrases about time

Use these phrases to ask and answer about the time:

- (e.g.) What time is it? >> It's ten o'clock. (10:00)
 What time is it? >> It's eight oh five. (8:05)

When telling time, you can say the hour and minutes:

- (e.g.) It's two thirty-one. (2:31)
 It's five fifteen. (5:15)

But it is very common to use these phrases:

Phrase	Example
Quarter to _____	<i>Quarter to twelve = 11:45</i>
Ten to _____	<i>Ten to twelve = 11:50</i>
_____ o'clock	<i>Twelve o'clock = 12:00</i>
Five past _____	<i>Five past twelve = 12:05</i>
Ten past _____	<i>Ten past twelve = 12:10</i>
Quarter past _____	<i>Quarter past twelve = 12:15</i>
Half past _____	<i>Half past twelve = 12:30</i>

Middy or Midnight

Middy = noon = 12:00 = 12pm

Midnight = 12:00 = 12am

Am or pm?

We use *am* for times in the morning (after midnight, before midday).

(e.g.) It's 10am. (10 in the morning)

We use *pm* for times in the afternoon and evening (midday till midnight).

(e.g.) It's 11:15pm. (11:15 in the evening; nearly midnight)

AM	12:00am -- 11:59am (e.g. 3:15am, 9am, 10:25am, 11am)
PM	12:00pm -- 11:59pm (e.g. 1:40pm, 5:15pm, 8pm, 10:40pm)

Audio Script

(020)

1. It's nine o'clock.
2. It's half past two.
3. It's six twenty.
4. It's three fifty-five.
5. It's quarter past twelve.
6. It's seven thirty-five.
7. It's ten ten.
8. It's quarter to nine.

(021)

- A: Excuse me, what time is it?
B: It's quarter past two.
A: What time is the movie?
B: The movie starts at 2:30.
A: Thank you!
B: No problem.

Answer Key

Ex. A:

2. ten eighteen
3. six twenty-two
4. nine forty-five
5. one ten
6. eleven fifty-nine

Ex. B:

2. It's two twenty-five
3. It's twelve thirty-five
4. It's three fifty

Ex. C:

1. c
2. b
3. a
4. d

Ex. D:

2. 2:30
3. 6:20
4. 3:55
5. 12:15
6. 7:35
7. 10:10
8. 8:45

Ex. E:

- A: what time is it?
B: It's quarter past two.
A: What time
B: at 2:30.
A: Thank you!

LESSON 2

Weekly Routines

ACTIVITIES

**Exercise A:**

Listen (audio 022) and fill in the chart with Sarah's activities from the boxes below.

Morning	get up , _____ , _____
Afternoon	_____ , _____
Evening	_____ , _____ , _____
Night	_____

meet friends

watch a movie

take a shower

go to bed

go to work

read a book

go shopping

make dinner

**Exercise B:**

Write about Sarah's day in complete sentences. Use the present simple.

- In the morning, Sarah gets up. She _____ a shower and _____ to work.
- In the afternoon, Sarah _____ friends and _____ shopping.
- In the evening, she _____ dinner. Some days, she _____ a movie or _____ a book.
- At night, she _____ to bed.

**Exercise C:**

Listen (audio 023) to Amanda's schedule and fill in the days of the week and missing activities.

	Monday	_____	_____	_____	_____	_____	_____
8am	_____	get up	get up	get up	get up	_____	get up
9am	make breakfast	make breakfast	_____	make breakfast	make breakfast	get up	_____
10am	go to work	_____	go to work	study	_____	make breakfast	watch TV

Adverbs of frequency tell us how often something happens:

always

100%

usually**sometimes****never**

0%

**Exercise D:**

Fill in the blanks with *always*, *usually*, *sometimes*, or *never* about Amanda's week.

- At 10am, he _____ studies.
- He _____ gets up at 8am.
- Lee _____ makes breakfast.
- He _____ watches TV on Monday morning.

**Exercise E:**

Write about what you do on Fridays. Use adverbs of frequency and the present simple form of each verb.

EXTRA PRACTICE!

This week, record all of your activities in a notebook. Then, write a paragraph about your weekly routines.

LESSON 2

Weekly Routines

REFERENCE

Weekly routines

Everyday activities

- Get up -- စောစောထပါ။
- Take a shower -- ရေချိုးသည်။
- Make breakfast -- နံနက်စာပြုလုပ်သည်။
- Go to work (or school) -- အလုပ်သွားသည်။
- Meet friends -- သူငယ်ချင်းနှင့်တွေ့သည်။
- Go shopping -- ဈေးဝယ်ထွက်သည်။
- Make dinner -- ညစာပြုလုပ်သည်။
- Watch a movie -- ရုပ်ရှင်ကြည့်သည်။
- Read a book -- စာအုပ်ဖတ်သည်။
- Go to bed -- အိပ်ပါ။

Time of day

- Morning -- နံနက်။
- Afternoon -- နေ့လယ်။
- Evening -- ညနေ။
- Night -- ည။

Days of the week

- Monday -- တနင်္လာ။
- Tuesday -- အင်္ဂါ။
- Wednesday -- ဗုဒ္ဓဟူး။
- Thursday -- ကြာသပတေး။
- Friday -- သောကြာ။
- Saturday -- စနေ။
- Sunday -- တနင်္ဂနွေ။

Audio Script

(022)

Sarah: Every morning, I get up at 7am. Then, I take a shower and go to work. I spend most of the day at the office. In the afternoon, I like to meet my friends and go shopping. Every evening, I make dinner and sometimes read a book or watch a movie. At night, I go to bed.

(023)

Amanda: Most days, I get up at 8am. But on Saturdays, I like to get up at 9am. On Monday, Tuesday, Wednesday, Thursday, Friday and Sunday, I make breakfast at 9am. On Saturday, I make breakfast at 10am. On Monday, Wednesday, and Friday, I go to work at 10am. On Tuesday and Thursday, I study at 10am.

Answer Key

Ex. A:

Morning - take a shower , go to work

Afternoon - meet friends , go shopping

Evening - make dinner , read a book , watch a movie

Night - go to bed

Ex. B:

1. takes , goes

3. makes , watches , reads

2. meets , goes

4. goes

Ex. C:

Monday	Tuesday	Wednesday	Thursday	Friday	Saturday	Sunday
get up	get up	get up	get up	get up	X	get up
make breakfast	make breakfast	<u>make</u> breakfast	make breakfast	make breakfast	get up	<u>make</u> breakfast
go to work	<u>study</u>	go to work	study	<u>go to</u> work	make breakfast	watch TV

Ex. D:

1. sometimes

3. always

2. usually

4. never

Ex. E: *Answers will be different for each person.*

LESSON 3

Everyday Discussion

ACTIVITIES



Exercise A:

Listen (audio 024) and fill in the blanks.

Kyaw Aung: Hi Sarah! Hi Myint Zu, ¹ _____?Sarah: ² _____?Kyaw Aung: ³ _____ you come to this tea shop often?Sarah: Yes, ⁴ _____. We like to watch football matches on the TV here.

Myint Zu: Tonight, there is a match between Manchester United and Arsenal.

Kyaw Aung: ⁵ _____ Manchester United to win?Sarah: No way! ⁶ _____ Arsenal.Myint Zu: ⁷ _____ Manchester to win either, but they are doing well.Sarah: Kyaw Aung, ⁸ _____ to join us?Kyaw Aung: ⁹ _____! I will order a coffee and join you.Sarah: ¹⁰ _____ samosas? We can order some.Kyaw Aung: ¹¹ _____ I ate dinner before.Myint Zu: ¹² _____. I can share with you, Sarah.**Short questions and answers for I/You/We/They:**

Do	I you we they	like _____?	Yes, I do. (We do..., They do..., etc.)
			No, I don't. (We don't..., They don't..., etc.) - OR - I don't like _____.

Short questions and answers for *He/She/It*:

Do he she it like _____?	Yes, he does.
	No, he doesn't. - OR -
	He doesn't like _____.



Exercise B:

Match the questions with the correct responses.

- | | |
|--|---------------------|
| 1. Does Claire eat meat? | a. Yes, he does. |
| 2. Does John like spicy food? | b. No, I don't. |
| 3. Does the tea shop have chicken curry? | c. Yes, they do. |
| 4. Do you drink coffee? | d. No, she doesn't. |
| 5. Do we have homework today? | e. Yes, it does. |
| 6. Do they speak English? | f. No, we don't. |



Exercise C:

Fill in the blanks with *Do* or *Does*.

- | | |
|---------------------------------|---|
| 1. _____ they have a car? | 4. _____ you want to be a doctor? |
| 2. _____ Zee live in Australia? | 5. _____ we have time to go to shopping? |
| 3. _____ she teach English? | 6. _____ Tom drive a motorbike in Yangon? |



Exercise D:

Answer the questions on your own.

- Do you study English? _____
- Does your family live in Yangon? _____
- Do your friends watch American movies? _____
- Does your best friend like spicy food? _____

EXTRA PRACTICE!

Think about a conversation you had with a friend or family member today. Translate it into English.

LESSON 3

Everyday Discussion

REFERENCE

Yes/no questions

Look at more examples with different verbs:

Auxiliary	Subject	Base	
Do	I/you/we/they	live	in Yangon?
		study	English?
Does	she/he/it	watch	American TV?
		teach	Myanmar?

(e.g.) Do you cook dinner? >> Yes, I do. - OR - No, I don't.

Does he read books? >> Yes, he does. - OR - No, he doesn't.

New vocabulary

Tea shop -- လက်ဖက်ရည်ဆိုင်။

Football -- ဘောလုံးအားကစား။

Match -- အားကစားပြိုင်ပွဲ။

Meat -- အသား။

Spicy -- စပ်သော။

Chicken -- ကြက်သား။

Coffee -- ကော်ဖီ။

Homework -- အိမ်စာ။

Samosa -- စမူဆာ။

Dinner -- ညစာ။

Before -- မတိုင်မီ။

Verbs

Win -- နိုင်သည်။

Like -- နှစ်သက်သည်။

Dislike (or don't like) -- မနှစ်သက်ပါ။

Audio Script

(024)

- Kyaw Aung: Hi Sarah! Hi Myint Zu, how are you?
Sarah: Fine, thanks. And you?
Kyaw Aung: I'm good. Do you come to this tea shop often?
Sarah: Yes, we do. We like to watch football matches on the TV here.
Myint Zu: Tonight, there is a match between Manchester United and Arsenal.
Kyaw Aung: Do you want Manchester United to win?
Sarah: No way! I like Arsenal.
Myint Zu: I don't want Manchester United to win either, but they are doing well.
Sarah: Kyaw Aung, do you want to join us?
Kyaw Aung: Yes, I do! I will order a coffee and join you.
Sarah: Do you like samosas? We can order some.
Kyaw Aung: No, I don't. I ate dinner before.
Myint Zu: I do. I can share with you, Sarah.

Answer Key

Ex. A:

1. how are you?
2. Fine, thanks. And you?
3. I'm good. Do
4. we do.
5. Do you want
6. I like
7. I don't want
8. do you want
9. Yes, I do!
10. Do you like
11. No, I don't.
12. I do.

Ex. B:

1. d
2. a
3. e
4. b
5. f
6. c

Ex. C:

1. Do
2. Does
3. Does
4. Do
5. Do
6. Does

Ex. D:

Answer will be different for each person.

Possible answers:

- (e.g.)
1. Yes, I do.
 2. No, they don't.
 3. Yes, they do.
 4. No, she doesn't.

LESSON 4

Asking Questions

ACTIVITIES

**Exercise A:**

Fill in the blanks with the correct question words from the boxes. Listen (audio 025) to check your answers.

1. _____ is your name?
2. _____ are you?
3. _____ are you from?
4. _____ is your birthday?
5. _____ is your teacher?
6. _____ day is your class?
7. _____ are you late?

WHO (to ask about people)

WHAT (to ask for specific information)

WHEN (to ask about a time/date/occasion)

WHERE (to ask about a place/location)

WHY (to get a reason/explanation)

HOW (to ask about the way something is done)

WHICH (when a choice needs to be made)

**Exercise B:**

Match the questions with the correct answers.

- | | |
|----------------------------------|-------------------------------------|
| 1. Which class do you like best? | a. My best friend is Paw Kyan. |
| 2. How do you make pancakes? | b. I have class now. |
| 3. Why are you here? | c. My favourite dish is rice salad. |
| 4. Where do you live? | d. I live in Mandalay. |
| 5. When do you go shopping? | e. I use my mother's recipe. |
| 6. What is your favourite dish? | f. I like Maths best. |
| 7. Who is your best friend? | g. I go shopping on Fridays. |



Exercise C:
Answer the questions on your own.

1. When do you get up on Mondays? _____
2. Where do you live? _____
3. Who is the best actor/actress in Myanmar? _____
4. Which colour is your favourite? _____



Exercise D:
Listen (audio 026) to the interview with Sai Sai and answer the questions. Check the **Language Reference** for new vocabulary.

Q: What does he do in his free time?

A¹:

Q: Which movies does he like?

A²:

Q: Where does he go on vacation?

A³:

Q: When is his next concert?

A⁴:

Q: How much are the tickets?

A⁵:



Exercise E:
Write interview questions for a friend or family member and write their answers below.

Q: _____?

A:

Q: _____?

A:

Q: _____?

A:

Q: _____?

A:

Q: _____?

A:

EXTRA PRACTICE!

If you could interview Sai Sai, what would you ask him? Write a list of new questions using the **wh-** words.

LESSON 4

Asking Questions

REFERENCE

Wh- questions

These questions have the same word order as yes/no questions. The question word (who, what, when, etc.) goes at the beginning.

	Auxiliary	Subject	Base
What	do	I/you/we/they	eat?
When			
Why			
Where			
Which	does	he/she/it	know?
Who			
How			

New vocabulary

Nouns

Maths -- သင်္ချာ။

Birthday -- မွေးနေ့။

Pancakes -- ကြက်ဥ၊ နွားနို့ပါသော မုန့်ချပ်ပိုင်း။

Dish -- ပန်းကန်။

Actor/Actress -- အမျိုးသားသရုပ်ဆောင်၊ အမျိုးသမီးသရုပ်ဆောင်။

Free time -- အားလပ်ချိန်။

Movie -- ရုပ်ရှင်။

Vacation -- အားလပ်ရက်။

Concert -- တေးဂီတဖျော်ဖြေပွဲ။

Tickets -- လက်မှတ်။

Adjectives

Late -- နောက်ကျသော။

Favourite -- နှစ်သက်သော။

Best -- အကောင်းဆုံးဖြစ်သော။

Audio Script

(025)

1. What is your name?
2. How are you?
3. Where are you from?
4. When is your birthday?
5. Who is your teacher?
6. Which day is your class?
7. Why are you late?

(026)

- Interviewer: Hello Sai Sai, and welcome to our show.
Sai Sai: Thank you, I'm happy to be here.
Interviewer: I would like to ask some questions about your life.
Sai Sai: Sure, you can ask me anything!
Interviewer: Okay, first, what do you do in your free time?
Sai Sai: Hm, I like to swim and watch American movies.
Interviewer: Which American movies do you like best?
Sai Sai: I like all action movies.
Interviewer: Where do you go for vacation?
Sai Sai: I go to Ngapali with my family and friends.
Interviewer: And when is your next concert?
Sai Sai: My next concert is in June.
Interviewer: How much do tickets cost for the show?
Sai Sai: Well, the tickets cost 50,000 Kyat. It is expensive, but I hope you can come!

Answer Key

Ex. A:

1. What
2. How
3. Where
4. When
5. Who
6. Which
7. Why

Ex. B:

1. f
2. e
3. b
4. d
5. g
6. c
7. a

Ex. C:

- Answers will be different for each person. Possible answers:*
1. I get up at 7am.
 2. I live in Hpa-An.
 3. Nay Toe is the best actor in Myanmar.
 4. Orange is my favourite colour.

Ex. D:

1. swims and watches American movies
2. all action movies
3. Ngapali
4. in June
5. 50,000 Kyat

Ex. E:

Answers will be different for each person.

LESSON 1

Reading a Menu

ACTIVITIES

**Exercise A:**

Unscramble the words to write the correct food items. Use the vocabulary list in the Language Reference.

1. icre

2. hcllii

3. gesg

4. kpro

5. nhiecck

6. emtoatos

7. snioon

8. ldonoes

9. eebf

10. hifs

**Exercise B:**

Listen (audio 027) and fill in the blanks.

MENU

MAIN DISHES

- ¹ _____ 500 Ks
- fish curry 1,900 Ks
- ² _____ 1,200 Ks
- fried rice 1,000 Ks

SNACKS

- ³ _____ 500 Ks
- tomato salad 700 Ks
- samosas 600 Ks

DESSERTS

- fried ⁴ _____ 800 Ks
- ice-cream ⁵ _____

**Exercise C:**

Listen (audio 028) and fill in the blanks. Then, complete the grammar rules below.

1. There is _____.

3. There is _____.

2. There are _____.

4. There are _____.

'there is' or 'there are'?

- Use ⁵ _____ with singular and uncountable* items.
- Use ⁶ _____ with plural countable items.

**Exercise D:**

Write **C** if the sentence is correct and **I** if it is incorrect. Fix the incorrect sentences to follow the grammar rule above.

1. There is two tomatoes here.

C / I

2. There is pork in the rice.

C / I

3. There are five papayas on the table.

C / I

4. There is many bananas in the basket.

C / I

5. There are an egg for breakfast.


C / I

6. There are three samosas in the pan.

C / I

**Exercise E:**

What's in the cupboard? Complete the sentences using *There is/ There are* and numbers.



1. _____

2. _____

3. _____

4. _____

5. _____

EXTRA PRACTICE!

Next time you go to a restaurant or tea shop, look at the menu and try to translate it into English.

LESSON 1

Reading a Menu

REFERENCE

Food items

Fruits and vegetables

- Fruit -- သစ်သီး။
- Vegetable -- ဟင်းသီးဟင်းရွက်။
- Durian - ဒူးရင်းသီး။
- Pineapple - နှာနတ်သီး။
- Tomato - ခရမ်းချဉ်သီး။
- Orange -- လိမ္မော်သီး။
- Onion - ကြက်သွန်နီ။
- Carrot -- မုန်လာဥ။
- Potato -- အာလူး။

Meats

- Pork -- ဝက်သား။
- Beef -- အမဲသား။
- Fish -- ငါး။

Other

- Rice - ဆန်။
- Noodles - ခေါက်ဆွဲ။
- Chilli - ငရုတ်သီး။
- Egg - ကြက်ဥ။
- Bread -- ပေါင်မုန့် ။
- Cheese -- ဒိန်ခဲ (အမျိုးအစား)။
- Soup -- စွပ်ပြုတ်။

Drinks

- Water -- ရေ။
- Tea -- လက်ဖက်ရည်။
- Milk -- နွားနို့ ။
- Juice -- အချိုရည်(အအေး)။
- Beer -- ဘီယာ။

On the menu

Main dishes

- Curry -- ဟင်း။
- Fried rice -- ထမင်းကြော်။

Fried noodles -- ခေါက်ဆွဲကြော်။

Snacks

- Tea leaf salad -- လက်ဖက်သုပ်။
- Tomato salad -- ခရမ်းချဉ်သီး။

Desserts

- Fried Bananas -- ငှက်ပျောကြော်။
- Ice-cream -- ရေခဲမုန့်။

Uncountable items

>> Countable nouns are items that you **can** count. These can be singular or plural. (e.g. 1 apple, 3 onions, 10 eggs)

>> Uncountable nouns are items that you **cannot** count. Uncountable items are always singular. (e.g. water, beef, beer)

*Find more information on uncountable items in Unit 5, Lesson 3.

Audio Script

(027)

Sarah: I really like the menu there.

Myint Zu: Which dishes do you like best?

Sarah: Well, my favourite is the chicken curry. But the fish curry and beef noodles are also very good.

Myint Zu: Are there any main dishes without meat?

Sarah: The fried rice doesn't have meat, just vegetables.

Myint Zu: I'm not very hungry though. Maybe we can just get a snack.

Sarah: You can have a tea leaf salad, tomato salad or samosas.

Myint Zu: Hm, is there anything sweet? What about the desserts?

Sarah: You can choose between the fried bananas or ice-cream.

Myint Zu: How much is the ice-cream?

Sarah: 900 Kyat.

(028)

Myint Zu: We can also cook something at home. What do we have in the kitchen?

Sarah: Let's see, there is one mango in the cupboard. And there are ten onions.

Myint Zu: Anything else?

Sarah: Not much. There is one egg and there are three chillies.

Answer Key

Ex. A:

1. rice
2. chilli
3. eggs
4. pork
5. chicken
6. tomatoes
7. onions
8. noodles
9. beef
10. fish

Ex. B:

1. chicken curry
2. beef noodles
3. tea leaf salad
4. bananas
5. 900 Ks

Ex. C:

1. one mango
2. ten onions
3. one egg
4. three chillies
5. there is
6. there are

Ex. D:

1. (I) There are two tomatoes here.
2. (C)
3. (C)
4. (I) There are many bananas in the basket.
5. (I) There is an egg for breakfast.
6. (C)

Ex. E:

1. There are nine bananas.
2. There is one carrot.
3. There are four oranges.
4. There are two tomatoes.
5. There is one pineapple.

LESSON 2

Ordering at a Restaurant

ACTIVITIES

**Exercise A:**

Listen (audio 029) to the conversation at a restaurant and fill in the blanks.

A
A: ¹ _____ to Kyaw Kyaw's restaurant. Take a seat where you like.

B: ² _____.

B
A: Are you ready to order?

B: ³ _____, please.

A: Sure, anything else?

B: Yes, ⁴ _____.

C
A: ⁵ _____ with your meal?

B: Yes, thank you ⁶ _____.

D
B: Excuse me, ⁷ _____?

A: Sure, that's \$ ⁸ _____.

B: Okay, here's \$5.

A: And here's your change. ⁹ _____!

**Exercise B:**

Tom's friends come to join him at a tea shop. He explains what is on the table for them to eat. Read what Tom says and fill in the grammar rule below.

"There are some samosas. There is a banana.
There is some curry. There is some rice."

<i>a(n) or some?</i>
<ul style="list-style-type: none"> • Use ¹ ____ to talk about a singular item. • Use ² ____ to talk about plural countable or uncountable* items.

*More on uncountable items in the Language Reference.

**Exercise C:**

Fill in the blanks with *a(n)* or *some*. For #5-8, write in your own examples.

- | | |
|--------------------------------|---------------------|
| 1. There is _____ fried rice. | 5. There is _____. |
| 2. There are _____ pineapples. | 6. There is _____. |
| 3. There is _____ onion. | 7. There are _____. |
| 4. There is _____ fish. | 8. There are _____. |

**Exercise D:**

Tom has a problem. What is the problem? Listen (audio 030) and circle if the sentences are true or false.

- | | |
|--|-------|
| 1. Tom would like fried rice with fish. | T / F |
| 2. Tom does not eat fish. | T / F |
| 3. The waiter is angry with Tom. | T / F |
| 4. Tom does not eat any fried rice. | T / F |
| 5. What is in the new plate of fried rice? | _____ |
| | _____ |
| | _____ |

EXTRA PRACTICE!

Write a conversation between a waiter and a person who is not happy with their order at a restaurant.

LESSON 2

Ordering at a Restaurant

Ordering food

REFERENCE

Restaurant -- စားသောက်ဆိုင်။

Café -- ကဖီး။လက်ဘက်ရည်ဆိုင်။

Welcome -- လှိုက်လှဲစွာကြိုဆိုပါသည်။

Take a seat -- နေရာယူထိုင်ပါ။

Can I help you? -- ကျွန်တော်ဘာကူညီရမလဲ။

Are you ready to order? -- မှာရန်အဆင်သင့်ဖြစ်ပါသလား။

I would like... (I'd like...) -- ကျွန်ုပ်။

Can I have... -- ရနိုင်မလား။

Without fish -- ငါးမပါဘဲ

Anything else? -- တခြားဘာရှိသေးလဲ။

Here you are. -- ရော့ဒီမှာ။

Is everything okay? -- အစစအရာရာ အဆင်ပြေပါရဲ့လား။

Can I have the bill? -- ကျသင့်ငွေဖြတ်ပိုင်းရနိုင်မလား။

Perfect -- ပြည့်စုံသော။အလွန်ကောင်းသော။

Come again! -- နောက်တစ်ကြိမ်လာပါ။

There is/are a(n)/some

Singular	There is	<i>a</i>	papaya.
		<i>an</i>	egg.
Uncountable	There is	<i>some</i>	rice.
Plural	There are	<i>some</i>	chillies.

Some and any

1. We can use *a/an* in all kinds of sentences.
 - I have *a* box.
 - He doesn't work in *an* office.
 - Is there *a* bus stop here?
2. We use *some* in positive statements.
 - I have *some* juice.
 - I like *some* Japanese movies.
3. We use *any* in negative statements and most questions.
 - There isn't *any* milk.
 - Is there *any* pork in this?

Audio Script

(029)

- A) Waiter: Hello and welcome to Kyaw Kyaw's restaurant. Take a seat where you like.
Client: Thank you.
- B) Waiter: Are you ready to order?
Client: I would like the spicy noodles, please.
Waiter: Sure, anything else?
Client: Yes, one lime juice.
- C) Waiter: Is everything okay with your meal?
Client: Yes, thank you. It's delicious.
- D) Client: Excuse me, can I have the bill?
Waiter: Sure, that's \$4.50.
Client: Okay, here's \$5.
Waiter: And here's your change. Come again!

(030)

- Waiter: Can I help you?
Tom: Yes, I'd like fried rice please.
Waiter: Here you are.
Tom: Oh no, there is some fish in it. I don't eat fish.
Waiter: I'm sorry, I can get you a new plate of fried rice without any fish if you would like.
Tom: Yes, please.
Waiter: Okay, here you are. There is an egg and there are some vegetables, but no fish.
Tom: Perfect, thank you so much!

Answer Key

Ex. A:

1. Hello and welcome
2. Thank you
3. I would like the spicy noodles
4. one lime juice
5. Is everything okay
6. It's delicious
7. can I have the bill
8. 4.50
9. Come again

Ex. B:

1. a(n)
2. some

Ex. C:

1. some
2. some
3. an
4. some
- 5-8. *Many possible answers.*

Ex. D:

1. F
2. T
3. F
4. F
5. an egg, some vegetables, but no fish.

LESSON 3

Food and Drinks

ACTIVITIES

**Exercise A:**

Listen (audio 031) and circle the food items you hear.

- | | | | |
|--------------|------------|-------------|------------|
| >> water | >> juice | >> apple | >> beef |
| >> pork | >> beer | >> onions | >> bananas |
| >> oil | >> oranges | >> chillies | >> rice |
| >> pineapple | >> carrots | >> milk | >> curry |
| >> potato | >> noodles | >> chicken | >> bread |

**Exercise B:**

Put the food items from Exercise A in the correct category.

Countable	e.g. carrots
Uncountable	

**Exercise C:**

Change the statements to be negative.

1. Positive: There is some juice. // Negative: _____
2. Positive: There is a potato. // Negative: _____
3. Positive: There are some chillies. // Negative: _____
4. Positive: There is some oil. // Negative: _____
5. Positive: There are some bananas. // Negative: _____

**Exercise D:**

Listen (audio 031) again and fill in the blanks. For #4-6, write new questions and answers on your own.

- 1) Q. _____ fruits for dessert? A. Yes, _____
- 2) Q. _____ rice? A. Yes, _____
- 3) Q. _____ chillies for me? A. No, _____
- 4) Q. _____? A. _____
- 5) Q. _____? A. _____
- 6) Q. _____? A. _____

**Exercise E:**

Write about what food items you do or don't have in your kitchen at home.

I have...I don't have...

EXTRA PRACTICE!

Next time you go to the market, list the uncountable and countable items you see in a notebook.

LESSON 3

Food and Drinks

REFERENCE

There is/are negative statements

Use *isn't a(n)* with singular items.
(e.g.) - There *isn't an* apple.

Use *isn't any* with uncountable items.
(e.g.) - There *isn't any* coffee.

Use *aren't any* with plural countable items.
(e.g.) - There *aren't any* mangoes.

There is/are questions**Singular (There is - a)**

Positive:	There is a banana.
Question:	Is there a banana?
Negative:	No, there <i>isn't a</i> banana. (<i>isn't = is not</i>)

Uncountable (There is - some/any)

Positive:	There is some juice.
Question:	Is there any juice?
Negative:	No, there <i>isn't any</i> juice. (<i>isn't = is not</i>)

Plural (There are - some/any)

Positive:	There are some mangoes.
Question:	Are there any mangoes?
Negative:	No, there <i>aren't any</i> mangoes. (<i>aren't = are not</i>)

Simple questions/answers

Singular: Is there a banana? >> Yes, there is. OR No, there *isn't*.

Uncountable: Is there any juice? >> Yes, there is. OR No, there *isn't*.

Plural: Are there any mangoes? >> Yes, there are. OR No, there *aren't*.

Countable vs. uncountable

Examples of common uncountable items include:

meat, milk, tea, soup, cheese, salt, flour, bread, oil

Audio Script

(031)

Tom: Okay, are you ready to start cooking our chicken curry for dinner?

Kyaw Aung: I think so, but do we have everything we need?

Tom: Well, there's some chicken and oil I bought from the market.

Kyaw Aung: What vegetables do we have?

Tom: There are some carrots and onions in the cupboard. Oh, and there's a potato too.

Kyaw Aung: Are there any fruits for dessert?

Tom: There are some bananas and there is some orange juice for dessert.

Kyaw Aung: Is there any rice?

Tom: Yes, there is!

Kyaw Aung: I know you don't like spicy food, but are there any chillies for me?

Tom: Oh no, there aren't any. I completely forgot. I will run to the market quickly.

Answer Key

Ex. A:

Circle - oil, potato, juice, carrots, onions, chillies, chicken, bananas, rice, curry

Ex. B:

Countable: pineapple, potato, oranges, carrots, apple, onions, chillies, bananas

Uncountable: water, pork, oil, juice, beer, noodles, milk, chicken, beef, rice, curry, bread

Ex. C:

1. There isn't any juice.

2. There isn't a potato.

3. There aren't any chillies.

4. There isn't any oil.

5. There aren't any bananas.

Ex. D:

1. Q: Are there any; A: there are.

2. Q: Is there any; A: there is.

3. Q: Are there any; A: there aren't.

#4-5 *Answers will be different for each person.*

Ex. E: *Answers will be different for each person.*

LESSON 4

Following a Recipe

ACTIVITIES



Exercise A:

Look at the ingredients to make pancakes. Write **C** for countable or **U** for uncountable.

- | | | | |
|-----------|-------|------------|-------|
| 1. Eggs : | _____ | 4. Sugar: | _____ |
| 2. Flour: | _____ | 5. Butter: | _____ |
| 3. Milk: | _____ | 6. Salt: | _____ |



Exercise B:

Use the measures/containers from the box to make the uncountable items countable. You can use a measure/container more than once.

- cup	- bottle	- pound	- litre	- spoonful
- kilo	- packet	- viss	- bowl	- bag

- | | | |
|---------------|-----|----------------------------|
| 1. some rice | --> | <u>e.g. 2 cups of rice</u> |
| 2. some flour | --> | _____ |
| 3. some oil | --> | _____ |
| 4. some beef | --> | _____ |
| 5. some bread | --> | _____ |
| 6. some salt | --> | _____ |
| 7. some milk | --> | _____ |
| 8. some tea | --> | _____ |

**Exercise C:**

Circle the measures. Then, listen (audio 032) and fill in the blanks with the words from the boxes.

PANCAKE RECIPE

Ingredients

> 2 eggs	> 2 tablespoons sugar
> 1 ^{1/2} cups flour	> 1 tablespoon butter
> 1 ^{1/2} cups milk	> 1/2 teaspoon salt

Directions

1. _____, mix the eggs with the milk.
2. _____, _____ the flour and the salt.
3. _____ it all together. This is pancake mix.
4. _____ put some butter in the frying pan and put it on the cooker.
5. _____ some pancake mix in the frying pan. _____ it for 1-2 minutes on one side.
6. _____, _____ it over and cook the other side.

add

cook

first

put

turn

finally

next

mix

then

**Exercise D:**

Put the words above in the correct category.

1. imperative verbs: _____

2. sequencing words: _____

EXTRA PRACTICE!

Write the recipe of your favourite Myanmar dish. List all the ingredients and the amount of each item.

LESSON 4

Following a Recipe

REFERENCE

Following a recipe

Nouns

Recipe -- ဟင်းချက်နည်း။

Ingredients -- ပါဝင်သည့်ပစ္စည်းများ။

Directions -- လမ်းညွှန်မှုများ ။

Verbs

Mix -- ရောနှောသည်။

Add -- ပေါင်းထည့်သည်။

Put -- ထည့်သည်။

Turn -- လှည့်သည်။

We use sequencing words to know in what order we need to follow the directions.

First -- ပထမအကြိမ်။

Then -- ထို့နောက်။

Next -- ၎င်းနောက်။

Finally -- နောက်ဆုံးတွင်။

Measures and containers

Uncountable food items can become countable when we put them into a measure or container.

(e.g.) -1 packet of coffee mix. -A bag of sugar.

-2 glasses of water. -1/2 teaspoon of salt.

Examples of measures and containers

Cup -- ခွက်။

Kilo -- ကီလိုဂရမ်။

Pound -- ပေါင်။

Litre -- လီတာ။

Viss -- ပိဿာ။

Tablespoon -- စားပွဲတင်ဇွန်း။

Teaspoon -- လက်ဘက်ရည်ဇွန်း။

Box -- ဝေတ္တာ။

Packet -- စက္ကူ (သို့) ကတ်ထူဘူး။

Glass -- ဖန်ခွက်။ ဖန်။

Bottle -- ပုလင်း။

Bag -- အိတ်။ လွယ်အိတ်။

Bowl -- ဖလား။ ခွက်။

Audio Script

(032)

First, mix the eggs with the milk. Then, add the flour and the salt. Mix it all together. This is pancake mix.

Next, put some butter in the frying pan and put it on the cooker. Put some pancake mix in the frying pan. Cook it for one or two minutes on one side. Finally, turn it over and cook the other side.

Answer Key

Ex. A:

1. C
2. U
3. U
4. U
5. U
6. U

Ex. B: *Answers will be different for each person.*

Possible answers:

2. 1 kilo of flour
3. 3 bottles of oil
4. 2 pounds of beef
5. 1 kilo of bread
6. a spoonful of salt
7. a bowl of milk
8. 2 cups of tea

Ex. C:

1. First
2. Then , add
3. Mix
4. Next
5. Put , cook
6. Finally , turn

Ex. D:

1. Imperative verbs: add, cook, mix, put, turn
2. Sequencing words: first, then, next, finally

LESSON 1

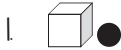
My Home

ACTIVITIES



Exercise A:

Fill in the blanks with the correct preposition.



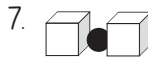














Prepositions

> in front

> under

> next to

> in

> opposite

> behind

> on

> between

**Exercise B:**

Listen (audio 033) and write the furniture items in the order that you hear them.

1. 3. 5. 7. 2. 4. 6. **Exercise C:**

Put the words in order to make complete sentences.

1. computer / There / cup / is / the / a / behind

e.g. There is a cup behind the computer.

2. on / chair / the / an / apple / is / There

3. There / the / to / some / is / next / water / box

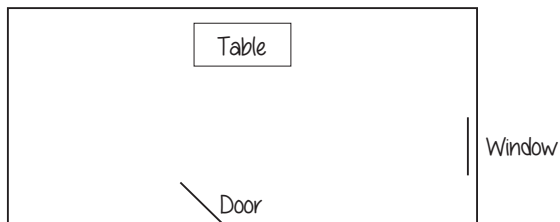
4. sofas / There / table / is / between / a / two

5. There / coffee / is / some / the / in / cup

6. front / a / is / There / phone / of / in / television / the

**Exercise D:**

Listen (audio 034) and draw a diagram of Sarah's living room.

**EXTRA PRACTICE!**

Walk around your home and use prepositions to speak about where the furniture items are placed.

LESSON 1

My Home

REFERENCE

In the home

Furniture

Desk -- စာရေးစားပွဲ။

Table -- ထမင်းစားပွဲ။

Stove -- မီးဖို။

Sink -- မြုပ်သည်။ နှစ်သည်။

Toilet -- အိမ်သာ။

Sofa -- ဆိုဖာထိုင်ခုံ။

Chair -- ကုလားထိုင်။

Television -- ရုပ်မြင်သံကြားစက်။

Fridge -- ရေခဲသေတ္တာ။

Bed -- အိပ်ယာ။

Bookshelf -- စာအုပ်စင်။

Cupboard -- ကြောင်အိမ်။ ဝီရို။

Lamp -- မီးအိမ်။

Mirror -- မှန်။

Mat -- ဖျာ။

Rooms

Living room -- ဧည့်ခန်း။

Kitchen -- မီးဖိုချောင်။

Bedroom -- အိပ်ခန်း။

Bathroom -- ရေချိုးခန်း။

Prepositions

Prepositions of place describe a thing's relationship to another thing.

(e.g.) -The pen is *on* the table. The box is *under* the sofa.

Next to -- ဘေးမှာ

Behind -- အနောက်မှာ။

In front of -- အရှေ့မှာ။

In -- အထဲမှာ။

On -- အပေါ်မှာ။

Opposite -- ဆန့်ကျင်ဘက်။

Between -- နှစ်ခုကြား၌။

Under -- အောက်မှာ။

Audio Script

(033)

Myint Zu: Now that you have a new apartment, you need to buy a lot of new furniture.

Sarah: The first thing I want is a bed and television.

Myint Zu: What about a place to study?

Sarah: Oh right, I need a desk and bookshelf for all my Myanmar books.

Myint Zu: You also need a cupboard to place all your things in the kitchen.

Sarah: Oh, and a sofa and table to place in the living room.

Myint Zu: I think we can find it at the Oceans store.

Sarah: Good idea!

(034)

Myint Zu: Okay, where should we put everything?

Sarah: The sofa can be under the window and the lamp will be between the table and sofa.

Myint Zu: What about the TV?

Sarah: I will place the TV opposite the sofa.

Myint Zu: We can also put the mat in front of the TV for people to sit on.

Answer Key

Ex. A:

1. next to
2. behind
3. in front
4. in
5. on
6. opposite
7. between
8. under

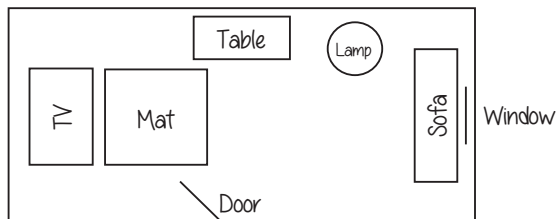
Ex. B:

1. bed
2. television
3. desk
4. bookshelf
5. cupboard
6. sofa
7. table

Ex. C:

2. There is an apple on the chair.
3. There is some water next to the box.
4. There is a table between two sofas.
5. There is some coffee in the cup.
6. There is a phone in front of the television.
(or There is a television in front of the phone.)

Ex. D:



LESSON 2

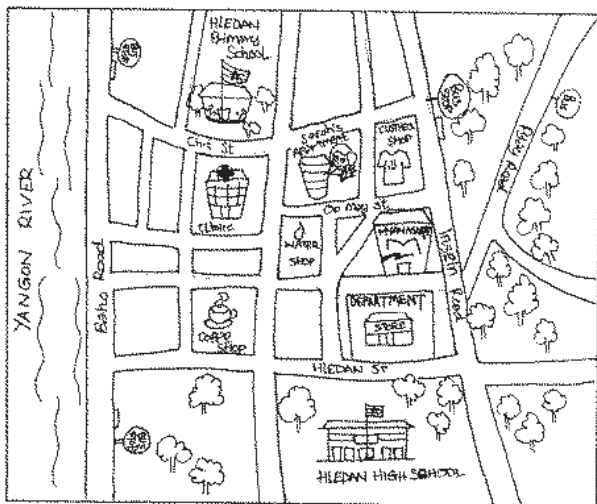
My Neighbourhood

ACTIVITIES



Exercise A:

Listen (audio 035) and answer the questions below, using the correct preposition.



1. When does Sarah go to the local coffee shop? _____
2. Where is the department store? _____
3. Where is the clothes shop? _____
4. Where is the water shop? _____
5. Where is her favourite tea shop? _____
6. When does she meet her teacher? _____



Exercise B:

Listen (audio 035) again and complete the grammar rule for prepositions of time.

You can also use prepositions to describe TIME:

- Use ¹ ___ to describe general times. (e.g. '___ the morning')
- Use ² ___ to describe more specific times. (e.g. '___ Friday')
- Use ³ ___ to describe very specific times. (e.g. '___ 10am')



Exercise C:

Fill in the blanks with the correct prepositions of time.

in

on

at

1. I have English class _____ noon.
2. They always go to the cinema _____ Friday evening.
3. She sometimes takes a taxi _____ the morning.
4. Claire likes to study English _____ the evening.
5. We can meet for dinner _____ 6 o'clock.
6. Kyaw Aung goes swimming _____ Tuesday mornings.



Exercise D:

Describe your neighbourhood using as many prepositions as you can.

EXTRA PRACTICE!

Find a book or newspaper in English and circle all of the prepositions you see (prepositions of place and time).

LESSON 2

My Neighbourhood

REFERENCE

In the neighbourhood

Neighbourhood -- အိမ်နီးချင်း။
 Street -- လမ်း။
 Store -- သိုလှောင်ထားသောအရာ။
 Department store -- ကုန်စုံဆိုင်ကြီး။
 Shop -- ဈေးဆိုင်။

Other

Bank -- ဘဏ်။
 Hospital -- ဆေးရုံ။
 Pharmacy -- ဆေးဆိုင်။
 Supermarket -- ကုန်တိုက်။

Apartment -- တိုက်ခန်း။
 Cinema -- ရုပ်ရှင်ရုံ။
 School -- ကျောင်း။
 Clinic -- ဆေးခန်း။
 Taxi -- အငှားကား/တက္ကစီ။

Market -- ဈေး။
 Temple -- ဘုရားကျောင်း။
 Church -- ခရစ်ယာန်ဘုရားကျောင်း။
 Mosque -- ဗလီ။

Prepositions of time

You can also use prepositions to describe TIME:

- Use *in* to describe general times
- Use *on* to describe more specific times
- Use *at* to describe very specific times

Examples

In the morning -- နံနက်ပိုင်းတွင်။
 On Friday -- သောကြာနေ့ ။
 At 10am -- နံနက် ၁၀ နာရီတွင်။

Prepositions of time

IN - General (bigger)	
Years	<i>in</i> 1988 , <i>in</i> 2015
Months	<i>in</i> January , <i>in</i> August
Time of day	<i>in</i> the afternoon
ON - More specific (smaller)	
Days	<i>on</i> my birthday , <i>on</i> June 6th
Weekend*	<i>on</i> the weekend
AT - Very specific (smallest)	
Hours	<i>at</i> 7am , <i>at</i> 4pm

(note: In British English, you say “at the weekend”; NOT “on the weekend”)

Audio Script

(035)

Sarah: It is very easy to find everything I need in my neighbourhood. In the morning, I like to go to the local coffee shop. I sometimes go to the department store on Hledan street to go shopping. But the clothes shop next to my apartment is much cheaper.

Once a week, I buy water at the shop in front of my apartment. My favorite place to eat is a small tea shop between Oo May Street and Hledan Street. I always meet my Myanmar teacher there at 6pm on Fridays.

Answer Key

Ex. A:

1. in the morning
2. on Hledan Street
3. next to her apartment
4. in front of her apartment
5. between Oo May Street and Hledan Street
6. at 6pm on Fridays

Ex. B:

1. in
2. on
3. at

Ex. C:

1. at
2. on
3. in
4. in
5. at
6. on

Ex. D: Answers will be different for each person. Possible answer:

(e.g.) There are two teashops on Baho Road. I go to a café on Thirimingalar Street. My favourite restaurant is next to the café. There is a water shop between my apartment and the tea shop.

LESSON 3

Finding an Apartment

ACTIVITIES

**Exercise A:**

Tom is moving to a new apartment. He talks to the apartment owner. Listen (audio 036) and write the answers from the boxes below.

1. Can foreigners live here? _____
2. How much is the rent? _____
3. Can I pay by the month? _____
4. Can I go to immigration and register? _____
5. Can I move in now? _____
6. Where can I buy drinking water? _____

Yes, they can.

300,000 Ks per month.

You can't move in now. Please register first.

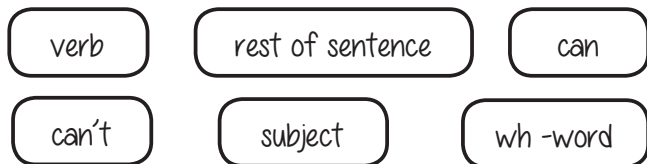
No, it's Sunday. You can register tomorrow.

There's a shop in the street.

No, you can't. Please pay six month's rent.



Exercise B:
Complete the rules for using *can*.



1. Positive statements = _____ + _____ + _____ + _____
2. Negative statements = _____ + _____ + _____ + _____
3. Yes/no questions = _____ + _____ + _____ + _____
4. Wh- questions = _____ + _____ + _____ + _____



Exercise C:
Put the words in the correct order to make statements or questions.

1. can / Chinese / I / read / and / English

2. the doctor / When / see / we / can
_____?
3. you / call / Can / tonight / me
_____?
4. can't / the shop / find / They



Exercise D:
Write a conversation using questions and answers with *can*.

- A. _____
- B. _____
- A. _____
- B. _____

EXTRA PRACTICE!

Brainstorm all of the things you *can* and *can't* do. List them in a notebook.

LESSON 3

Finding an Apartment

Finding an apartment

REFERENCE

Verbs

Pay rent -- ငှားရမ်းခပေးသည်။

Move in -- အိမ်သစ်တက်သည်။

Register -- စာရင်းသွင်းသည်။

Nouns

Rent -- ငှားရမ်းခ။

Immigration -- လူဝင်မှုကြီးကြပ်ရေး။

Can and can't

We use *can* to:

1. Talk about ability.
2. Ask for and give permission.
3. Make requests and offers.

- e.g. - I *can* play the guitar.
 e.g. - *Can* I please use the toilet?
 e.g. - *Can* I help you?

Can is a modal verb. It does not change form according to person (i.e. he *can*; NOT he *cans*) and is followed by the main verb in the base form (i.e. he *can teach*; NOT he *can to teach*)

Subject	Modal	Base
I	can can't	fly. dance. come.
You		
He/She/It		
We		
They		

Statements

1. We always use the base form of the verb after *can*. There is no -s in the third person singular.
 (e.g.) She can *run*. >> NOT: She can *runs*.
2. We form the negative with *not*. There is no *does/doesn't*.
 (e.g.) I *can't* speak Kachin. >> NOT: I *don't can* speak Kachin.

Questions and answers

To make questions, we put the modal (i.e. *can*) before the subject.

1. Yes/no questions
statement: They *can* go.

question: *Can* they go?

answer: Yes, they *can*. - OR - No, they *can't*.

2. Wh- questions
(e.g.) -Where *can* we go?

Audio Script

(036)

Tom: Can foreigners live here?

Homeowner: Yes, they can.

Tom: How much is the rent?

Homeowner: 300,000 Kyat a month.

Tom: Can I pay by the month?

Homeowner: No, you can't. Please pay six month's rent.

Tom: Can I go to immigration and register?

Homeowner: No, it's Sunday. You can register tomorrow.

Tom: Can I move in now?

Homeowner: You can't move in now. Please register first.

Tom: Where can I buy drinking water?

Homeowner: There's a shop in the street.

Answer Key

Ex. A:

1. Yes, they can.
2. 300,000 Ks per month.
3. No, you can't. Please pay six month's rent.
4. No, it's Sunday. You can register tomorrow.
5. You can't move in now. Please register first.
6. There's a shop in the street.

Ex. C:

1. I can read Chinese and English.
2. When can we see the doctor?
3. Can you call me tonight?
4. They can't find the shop.

Ex. B:

1. subject+can+verb+rest...
2. subject+can't+verb+rest...
3. can+subject+verb+rest...
4. wh-word+can+subject+rest...

Ex. D: Possible conversation:

- A. Can we work in pairs?
B. Yes, you can.
A: Can she use her book?
B: No, she can't.

LESSON 4

At the Office

ACTIVITIES

**Exercise A:**

Listen (audio 037) and decide if the statements below are TRUE or FALSE. Then, fill in the blanks with the correct present continuous verbs.

- | | |
|--|-------|
| 1. May works for an NGO in Yangon. | T / F |
| 2. She is an English teacher. | T / F |
| 3. She has a lot of work to do tonight. | T / F |
| 4. She's trying to send emails to the Manager. | T / F |
| 5. The internet connection isn't working. | T / F |
| 6. She's eating dinner at home. | T / F |

My name's May. I'm the Manager of an international school here in Yangon. It's 5pm on a Friday, but I'm still at the office. I'm ⁷ _____ at my desk and ⁸ _____ my emails from the week. I'm ⁹ _____ to send emails to the teachers, but the internet connection isn't ¹⁰ _____. They are ¹¹ _____ for me to send their new list of classes. I have so much work to do so I'm ¹² _____ dinner here tonight.

**Exercise B:**

Write the verb in present continuous form.

1. (look) John e.g. is looking at his computer.
2. (meet) I _____ Melissa for a meeting in the morning.
3. (go) They _____ to an internet café to send emails.
4. (work) She _____ at a British NGO.
5. (speak) You _____ to your boss.
6. (do) Kyaw Aung _____ his assignments at home.
7. (finish) We _____ our work on the weekend.

**Exercise C:**

Re-write the sentences from Exercise B in negative form.

1. e.g. John isn't looking at his computer.
2. _____
3. _____
4. _____
5. _____
6. _____

**Exercise D:**

Listen (audio 038) to Myint Zu and Sarah's conversation and list the present continuous verbs you hear, in the correct order.

1. 3. 5. 2. 4. 6. **EXTRA PRACTICE!**

Watch a TV show or movie and take notes about what the actors/actresses are doing (in present continuous).

LESSON 4

At the Office

REFERENCE

At the office

NGO -- အစိုးရမဟုတ်သောအဖွဲ့အစည်း။

Busy -- အလုပ်များသော။

Manager -- မန်နေဂျာ။

Boss -- သူဌေး။

International school -- အင်္ဂလိပ်ကျောင်း။

Internet connection -- အင်တာနက်လိုင်း။

Assignment -- အလုပ်တာဝန်ပေးအပ်ခြင်း။

Present continuous

Make the present continuous with the auxiliary verb 'to be' and the present participle (verb -ing).

> I *am drinking*. (I'm...)

> We *are cooking*. (We're...)

> You *are talking*. (You're...)

> They *are singing*. (They're...)

> He/She/It *is running*. (He's/She's/It's...)

We use the present continuous to talk about:

1. Things happening at the time of speaking.
2. Things happening around now.

Statements

1. For verbs that end in -e, we remove the -e and add -ing.

(e.g.) write >> *writing* use >> *using*

2. For verbs with a short vowel and only one consonant, we double the consonant and add -ing.

(e.g.) run >> *running* stop >> *stopping*

Questions and answers

To make questions, we put the verb 'to be' in front of the subject.

1. Yes/no questions and short answers.

statement: He *is wearing* a red shirt.

question: *Is he wearing* a red shirt?

2. Wh- questions

(e.g.) -Who is she *speaking* to?

-Where are you *going*?

Audio Script

(037)

My name's May. I'm the Manager of an international school here in Yangon. It's 5pm on a Friday but I'm still at the office. I'm sitting at my desk and reading my emails from the week. I'm trying to send emails to the teachers, but the internet connection isn't working. They are waiting for me to send their new list of classes. I have so much work to do, so I'm eating dinner here tonight.

(038)

Myint Zu: (sound of ringing) Hello?

Sarah: Hi Myint Zu, it's Sarah. How are you?

Myint Zu: I'm good. What about you?

Sarah: I'm okay. I'm trying to finish some assignments, but there is a lot to do.

Myint Zu: I'm doing the same. Monday is always a busy day at the office.

Sarah: That's true. I'm drinking some coffee to stay awake. Anyways, I'm calling to invite you to dinner after work. Are you free tonight?

Myint Zu: I'm meeting my boss late this afternoon. We are going to the

International Business Centre. But after that, I'll be free. Is 6pm good for you?

Sarah: That's perfect. See you tonight!

Answer Key

Ex. A:

1. F
2. F
3. T
4. F
5. T
6. F
7. sitting
8. reading
9. trying
10. working
11. waiting
12. eating

Ex. B:

2. am meeting (I'm...)
3. are going (They're...)
4. is working (She's...)
5. are speaking (You're...)
6. is doing
7. are finishing (We're...)

Ex. C:

2. I'm not meeting Melissa for a meeting in the morning.
3. They aren't going to an internet café to send emails.
4. She isn't working at a British NGO.
5. You aren't speaking to your boss.
6. Kyaw Aung isn't doing his assignments at home.
7. We aren't finishing our work on the weekend.

Ex. D:

1. trying
2. doing
3. drinking
4. calling
5. meeting
6. going

UNIT 1

1. Fill in the blanks.

Kirsten: Hi, what's _____?

Jennifer: My name's Jeniffer.

Kirsten: Pleased to _____ Jennifer.

2. List the different ways to say "goodbye" or to end a conversation.

- _____
- _____
- _____
- _____

3. Fill in the blanks with the correct nationality.

a. I'm from Russia. I'm _____.

b. She's from Bangladesh. She's _____.

c. They are from the Philippines. They're _____.

4. Fill in the blanks with the correct form of the verb 'to be'.

a. I _____.

d. We _____.

b. You _____.

e. They _____.

c. He/She/It _____.

5. Circle the *incorrect* sentence.

(A) This is you's pen.

(B) This is her brother.

(C) This is my book.

6. Fill in the correct possessive adjectives to match the subject in parentheses.

a. (I) This is ____ sister.

d. (They) We like ____ new motorbike.

b. (We) Let's watch ____ movie.

e. (He) ____ parents are from Laos.

c. (She) I like ____ bag.

f. (You) Is this ____ pen?

7. Circle the verbs below.

a. taxi driver

f. grandmother

b. Chinese

g. drink

c. listen

h. opposites

d. write

i. do

e. nouns

j. Japan

8. Change the imperatives to be negative.

- a. (+) Do your work! >> (--) _____!
b. (+) Talk in pairs. >> (--) _____.

UNIT 2

9. Match the words below with the correct category.

- | | |
|----------------|--------------------|
| a. Name | 1. Myanmar |
| b. Age | 2. Bago |
| c. Nationality | 3. 26 |
| d. Hometown | 4. kyaw33@mail.com |
| e. Job | 5. Kyaw Htun |
| f. Email | 6. Taxi driver |

10. Make the sentence into a question. Then, give a simple answer.

- a. They are French. > e.g. Are they French? > Yes, they are.
b. You are married. > _____? > _____.
c. He is Chinese. > _____? > _____.

11. Translate the words below.

- a. အဘွား။ _____
b. သား။ _____
c. တစ်ဝမ်းကွဲ။ _____
d. အဒေါ်။ _____
e. ဇနီး။ _____
f. သမီး။ _____
g. ဦးလေး။ _____

12. Fill in the answers below.

- a. How old is your father? (58) _____.
b. How old are you? (17) _____.
c. How old is your aunt? (63) _____.

13. Write in the correct job.

- a. A _____ helps sick people. c. A _____ sells things.
b. A _____ writes news stories. d. A _____ grows food.

14. Change the verbs to be in the correct form.

He (go) ^{a.} _____ to school by bus most days, but he (do not) ^{b.} _____ like the bus. Sometimes, he (miss) ^{c.} _____ it when he is late. His mother (help) ^{d.} _____ him and drives him by car on these days.

15. Change the singular items to be plural.

a. story	>>	_____	e. person	>>	_____
b. child	>>	_____	f. umbrella	>>	_____
c. watch	>>	_____	g. baby	>>	_____
d. woman	>>	_____	h. key	>>	_____

UNIT 3

16. Fill in the blanks with the correct adjective.

a. It is not expensive. It is _____.
 b. She is not young. She is _____.
 c. My homework is easy. My homework is *not* _____.
 d. The car is slow. The car is *not* _____.

17. Match the food item with the correct colour.

a. carrot	1. purple
b. tomato	2. red
c. mangosteen	3. orange
d. banana	4. brown
e. potato	5. yellow

18. Fill in the blanks with *a* or *an*.

I have ^{1.} ___ new job at ^{2.} ___ Indian company. I work in ^{3.} ___ office downtown.
 I take ^{4.} ___ taxi to work and buy ^{5.} ___ coffee each morning. It is ^{6.} ___ exciting job.

19. Put the words in order to make sentences.

a. an / she / has / motorbike / expensive _____
 b. watch / a / have / new / I _____

20. Match the opposites.

a. short	1. ugly
b. thin	2. fat
c. handsome	3. young
d. curly	4. tall
e. old	5. straight

21. Fill in the blanks with the correct form of the verb 'to be' or 'to have'.

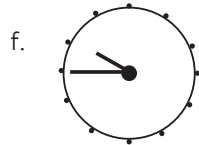
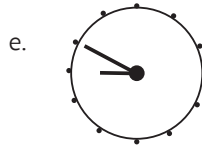
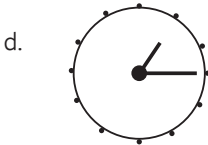
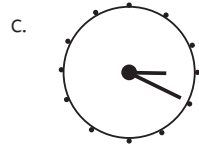
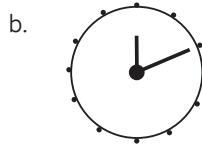
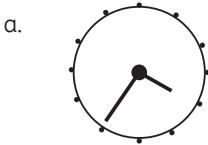
- a. John _____ tall and thin.
- b. The student _____ new glasses.
- c. She _____ long, brown hair.
- d. You _____ young and beautiful.

22. Fill in the blanks with the correct adjectives.

- a. She got 100% on her homework. She is very _____.
- b. They are not polite. They are _____.
- c. I do not have much money. I am quite _____.
- d. John is sick and in the hospital. He is *not* _____.
- e. The movie is *not* boring. It is very _____.

UNIT 4

23. Answer the question, 'What time is it?'



24. Circle the *incorrect sentence* about the time.

- (A) 11:15 -- It's quarter past eleven.
- (B) 8:00 -- It's eight o'clock.
- (C) 6:20 -- It's half past six.
- (D) 3:45 -- It's quarter to four.

25. Read about Emilie's weekly schedule and fill in the blanks with the correct *adverbs of frequency*.

Emilie gets up at 7am on Monday, Tuesday, Wednesday, Thursday, and Friday. On the weekend, she sleeps until 9am. She studies at her school most days. But on Saturday and Sunday she doesn't like to study. She goes shopping on the weekend. In the week, she goes to bed at 9pm. On the weekend, she reads at 9pm and goes to bed at 10pm.

- She _____ gets up at 7am.
- She _____ sleeps until 9am.
- She _____ goes shopping on the weekend.
- She _____ goes to bed at 11pm.

26. Fill in the blanks with the correct verb.

Usually, I ^a _____ up at 7am. Then, I ^b _____ breakfast and ^c _____ a shower. I ^d _____ to work at 9am and stay at the office all day. Sometimes, I ^e _____ shopping after work. At home, I ^f _____ dinner and ^g _____ my book. I also ^h _____ Korean movies on my new TV. Finally, I ⁱ _____ to bed.

27. Fill in the blanks with *Do* or *Does*.

- _____ they like coffee?
- _____ Helen teach English?
- _____ he eat spicy food?
- _____ you study at home?

28. Fill in the blanks to answer the questions.

- Do we have any fruit at home? Yes, _____.
- Does she drive a purple car? No, _____.

29. Fill in the blanks with the correct question words.

- _____ do you go to the office? I take the bus.
- _____ is class? Class is on Friday.
- _____ is Vientiane? Vientiane is in Laos.
- _____ time is it? It's 2 o'clock.
- _____ is the store closed? It is a holiday today.
- _____ fruit do you like best? I like pineapples best.
- _____ lives in the White House? The US President lives there.

30. Put the words in order to make complete questions.

- study / French / does / she / when _____?
- do / Phyu Phyu Kyaw Thein / like / why / you _____?
- cook / do / how / you / rice / fried _____?
- go / shopping / where / he / does _____?

UNIT 5

31. Choose the correct phrase to fill in the blank.

There _____ rice on the plate.
 (A) is a (B) are some (C) is some

32. Choose the correct phrase to fill in the blank.

There _____ bananas in the pancake.
 (A) is some (B) are some (C) are any

33. Choose the correct phrase to fill in the blank.

There _____ apple on the desk.
 (A) is any (B) are some (C) is an

34. Change the sentences below to be *negative*.

a. There are some carrots. >> _____
 b. There is some juice. >> _____

35. Fill in the blanks with *There is, There are, There isn't, or There aren't*.

a. _____ an egg on the rice.
 b. _____ chicken in the soup.
 c. _____ any soup for dinner.
 d. _____ two potatoes in the curry.
 e. _____ milk in the bowl.
 f. _____ any carrots to eat.

36. Answer the questions below.

a. Is there any coffee? >> No, _____
 b. Are there any mangoes? >> Yes, _____

37. Put the sequencing words in the correct order.

^a _____, put an egg in the bowl. ^b _____, pour in some milk. Mix them together. ^c _____, pour the mixture into the pan to cook.
 (A) Finally (B) First (C) Then

38. Write C for countable and U for uncountable.

a. cheese: _____ d. beef: _____
 b. an apple: _____ e. some oil: _____
 c. onion: _____ f. a bag of rice: _____

UNIT 6

39. Translate the *prepositions of place* below.

- a. နှစ်ခုကြား၌: _____
- b. အပေါ်မှာ: _____
- c. အောက်မှာ: _____
- d. ဘေးမှာ: _____
- e. အထဲမှာ: _____
- f. အနောက်မှာ: _____

40. Fill in the blanks with the *prepositions of time*.

- a. I take the bus _____ 8:30am.
- b. I have an assignment due _____ Friday.
- c. They are going to the cinema _____ the evening.
- d. Beijing is cold _____ January.
- e. My birthday is _____ September 7.
- f. The office meeting is _____ 4pm.

41. Put the words in order to make complete sentences.

- a. cook / can / at / curry / home / you _____.
- b. see / the / can't / restaurant / I _____.
- c. can't / go / they / to / school _____.
- d. can / write / stories / she / news _____.

42. Change the sentences into questions. Then, write the answers.

- a. He can read Myanmar. (Q): e.g. Can he read Myanmar? (A): Yes, he can.
- b. We can move in now. (Q): _____ (A): No, _____.
- c. They can go shopping. (Q): _____ (A): Yes, _____.

43. Fill in the blanks with the *present continuous* form of the verb.

We (talk) ^a _____ to the teacher. She (help) ^b _____ us with our homework. I (study) ^c _____ with the other students, but Tom (work) ^d _____ at home.

44. Change the sentences to be questions.

- a. Sarah is speaking to her friend. >> _____?
- b. They are watching a new movie. >> _____?
- c. I am studying English. >> _____?
- d. We are going to dinner. >> _____?

UNIT 1

1. your name; meet you
2. bye, see you soon, see you later, have a nice day
3. a. Russian, b. Bangladeshi, c. Filipino
4. a. am, b. are, c. is, d. are, e. are
5. A
6. a. my, b. our, c. her, d. their, e. His, f. your
7. c, d, g, i
8. a. Don't do your work!
b. Don't talk in pairs.

UNIT 2

9. a. 5, b. 3, c. 1, d. 2, e. 6, f. 4
10. b. Are you married? > Yes, I am.
c. Is he Chinese? > Yes, he is.
11. Translations:
a. grandmother e. wife
b. son f. daughter
c. cousin g. uncle
d. aunt
12. a. He's fifty-eight. (He is...)
b. I'm seventeen.
c. She's sixty-three. (She is...)
13. a. doctor (**or** nurse)
b. journalist
c. shopkeeper
d. farmer
14. goes, doesn't (**or** does not), misses, helps
15. a. stories e. people
b. children f. umbrellas
c. watches g. babies
d. women h. keys

UNIT 3

16. a. cheap
b. old
c. difficult
d. fast
17. a. 3, b. 2, c. 1, d. 5, e. 4
18. 1. a, 2. an, 3. an, 4. a, 5. a, 6. an
19. a. She has an expensive motorbike.
b. I have a new watch.
20. a. 4, b. 2, c. 1, d. 5, e. 3
21. a. is, b. has, c. has, d. are
22. a. clever, b. impolite, c. poor, d. healthy, e. interesting

UNIT 4

23. a. It's four thirty-five.
b. It's twelve ten.
c. It's three twenty.
d. It's one fifteen. (or It's quarter past one)
e. It's nine fifty.
f. It's ten forty-five. (or It's quarter to eleven)
24. C
25. a. usually
b. sometimes
c. always
d. never
26. a. get, b. make (or eat), c. take, d. go,
e. go, f. make (or eat), g. read, h. watch, i. go
27. a. Do, b. Does, c. Does, d. Do
28. a. we do have some fruit at home (or Yes, we do)
b. she doesn't drive a purple car (or No, she doesn't)
29. a. How, b. When, c. Where, d. What, e. Why, f. Which, g. Who
30. a. When does she study French?
b. Why do you like Phyu Phyu Kyaw Thein?
c. How do you cook fried rice?
d. Where does he go shopping?

UNIT 5

31. C
32. B
33. C
34. a. There aren't any carrots
b. There isn't any juice
35. a. There is
b. There is
c. There isn't
d. There are
e. There is
f. There aren't
36. a. there isn't any coffee (**or** there isn't)
b. there are some mangoes (**or** there are)
37. B, C, A
38. a. U, b. C, c. C, d. U, e. U, f. C

UNIT 6

39. a. between
b. on
c. under
d. next to
e. in
f. behind
40. a. at, b. on, c. in, d. in, e. on, f. at
41. a. You can cook curry at home.
b. I can't see the restaurant.
c. They can't go to school.
d. She can write news stories.
42. b. Q: Can we move in now? A: No, we can't move in now. (**or** no, we can't)
c. Q: Can they go shopping? A: Yes, they can go shopping. (**or** yes, they can)
43. a. are talking, b. is helping, c. am studying, d. is working
44. a. Is Sarah speaking to her friend?
b. Are they watching a new movie?
c. Are you studying English?
d. Are we going to dinner?

POST-TEST

TRANSLATIONS

Part 1

Translate the words/sentences below into English.

1. တစ်ဝမ်းကွဲ = _____
2. ကျွန်တော်ဘာကူညီရမလဲ = _____
3. နားထောင်ပြီး ပြန်ပြောပါ = _____
4. ဆန့်ကျင်ဘက် = _____
5. ငှားရမ်းခပေးသည် = _____
6. ခေါက်ဆွဲကြော် = _____
7. သူတို့၏လက်ဆောင် = _____
8. နံနက်ပိုင်းတွင် = _____
9. ငယ်ရွယ်သော = _____
10. မှတ်စုစာအုပ် = _____
11. နံနက်စာပြုလုပ်သည် = _____
12. ဟင်းချက်နည်း = _____
13. တွေ့ရတာဝမ်းသာပါတယ် = _____
14. ကျန်းမာသော = _____
15. ဈေးကြီးသော = _____

POST-TEST

VOCABULARY

Part 2

Fill in the blanks (2) with the best set of words.

16. I go to the ¹_____ when I am ²_____.
- cinema, poor
 - clinic, sick
 - church, interesting
17. They ¹_____ ²_____ at the market.
- help, students
 - push, journalists
 - sell, vegetables
18. The ¹_____ in Yangon is always ²_____.
- department store, easy
 - internet connection, slow
 - international school, ugly
19. I ¹_____ in the ²_____.
- eat dinner, evening
 - get up, night
 - make breakfast, afternoon
20. The ¹_____ is under my ²_____.
- sofa, apartment
 - kitchen, sofa
 - mat, feet

Circle the word or phrase that is *different*.

- | | | | |
|-------------------|--------------|-------------|---------------|
| 21. a. journalist | b. farmer | c. doctor | d. handsome |
| 22. a. niece | b. hometown | c. age | d. address |
| 23. a. milk | b. pineapple | c. banana | d. mangosteen |
| 24. a. difficult | b. notebook | c. small | d. green |
| 25. a. answer | b. complete | c. opposite | d. write |

Part 3

26. Put the words in order to make a sentence.

blue / the / two / small / children / there / car / in / are

27. Fill in the blanks with the correct form of the verb. Each verb should be in the *present simple* or *present continuous*.

On Tuesdays, I usually (do) ^a _____ work at home. But today is busy, so I (work) ^b _____ at the office. I (meet) ^c _____ with the Director of Programs. She (be) ^d _____ Singaporean.

28. Read the conversation and fill in the blanks with the correct verb - (*can, do, be, or have*).

Mike: ^a _____ you have dinner with me tonight?
 Chen: Sorry, I ^b _____ busy tonight. What about tomorrow?
 Mike: Sure, I ^c _____ meet tomorrow. ^d _____ you like Indian food?
 Chen: Yes, I ^e _____!
 Mike: Great, we can go to Curry House.

29. Look at Jenny's schedule. Then, fill in the blanks with the correct verb and adverb of frequency.

Monday	Tuesday	Wednesday	Thursday	Friday
- Study Korean - Eat dinner with family	- Study Korean - Eat dinner with family	- Study Korean - Eat dinner with family	- Study Korean - Meet friends - Watch a movie	- Study Korean - Go to Yangon

- a. Jenny _____ Korean.
(adv. of frequency) (verb)
- b. She _____ dinner with her family.
(adv. of frequency) (verb)
- c. and she _____ a movie with friends.
(adv. of frequency) (verb)
- d. But Jenny _____ to New York.
(adv. of frequency) (verb)

30. Fill in the blanks with *prepositions of time* (*in, at, or on*) and *wh-words* (question words).

Sam: ^a _____ do you usually go to the tea shop?
 Paulo: I like to go ^b _____ Fridays.
 Sam: Can I join you this Friday?
 Paulo: Sure, ^c _____ time can we meet?
 Sam: Let's meet ^d _____ 6pm.

31. Look at the list of food from the market and fill the blanks to say what there is.

Follow the example below.

- a. e.g. There is some milk.
 b. _____ onions.
 c. _____ juice.
 d. _____ orange.
 e. _____ bread.
 f. _____ apples.
 g. _____ beef.

Food List	
- 1 orange	- 3 cups of rice
- milk	- 2 onions
- 1 kilo of beef	- bread

32. Fill in the blanks with the correct form of the verb. Each verb should be in the *present simple* or *present continuous*.

My father (drive)^a _____ a taxi in Mandalay. I (see)^b _____ him on the weekends when I can. I (call)^c _____ him now on the phone. I (study)^d _____ at the library today, but want to take a break.

33. Read the conversation and fill in the blanks with the correct verb - (*can, do, be, or have*).

Ei Ei: ^a _____ you like your new English teacher?
 Meg: Sure, she ^b _____ very clever and speaks many other languages too.
 Ei Ei: ^c _____ she ^d _____ blonde hair? I think I know her.
 Meg: Yes, she ^e _____.
 Ei Ei: And ^f _____ she quite short?
 Meg: No, she ^g _____ very tall. Maybe you are thinking of a different person.

34. Put the words in order to make a sentence.

rice / carrot / orange / is / an / there / and / some

35. Fill in the blanks with *prepositions of time* (*in, at, or on*) and *wh-words* (question words).

Malia: Hi Lar Lar, ^a _____ are you?
 Lar Lar: I'm good!
 Malia: ^b _____ are you going now?
 Lar Lar: I'm going to the office. I have a meeting ^c _____ 2 o'clock.
 Malia: ^d _____ are you meeting?
 Lar Lar: I'm meeting my boss. She only has free time ^e _____ the afternoon.

Part 1

1. Cousin
2. Can I help you?
3. Listen and repeat
4. Opposite
5. Pay rent
6. Fried noodles
7. Their gift
8. In the morning
9. Young
10. Notebook
11. Make breakfast
12. Recipe
13. Pleased to meet you
14. Healthy
15. Expensive

Part 2

16. b
17. c
18. b
19. a
20. c
21. d
22. a
23. a
24. b
25. c

Part 3

26. There are two small children in the blue car.
27. a. do, b. am working, c. am meeting, d. is
28. a. Can, b. am, c. can, d. Do, e. do
29. a. always studies, b. usually eats, c. sometimes watches, d. never goes
30. a. When, b. on, c. what, d. at
31. b. There are 2
 - c. There isn't any
 - d. There is an (or 1)
 - e. There is some
 - f. There aren't any
 - g. There is 1 kilo of
32. a. drives, b. see, c. am calling, d. am studying
33. a. Do, b. is, c. Does, d. have, e. does, f. is, g. is
34. There is an orange carrot and some rice. (or There is some rice and an orange...)
35. a. how, b. Where, c. at, d. Who, e. in

