

# English for Life

Beginner

Student's Book

Tom Hutchinson

OXFORD

# English for Life

Beginner

## Student's Book

---

Tom Hutchinson

---

OXFORD



# Contents

## VOCABULARY

## GRAMMAR

Lessons 1-4 ▶  
Getting started

**1** Introducing yourself; Short forms: *I'm, What's*  
Numbers 0-10, telephone numbers  
**English in the world:** Names

Lessons 5-8 ▶  
Family

**5** Family members: *husband, daughter, parents*, etc.  
Possessive's

Lessons 9-12 ▶  
Countries

**9** Countries: *Egypt, Italy, the USA*, etc.  
Punctuation: capital letters  
**Pronunciation:** Word stress

Lessons 13-16 ▶  
Personal information

**13** Numbers 11-100  
**Pronunciation:** -teen and -ty

Lessons 17-20 ▶  
Things

**17** Things people carry: *bag, credit card, keys*, etc.  
Plurals  
**Pronunciation:** Plural endings

Lessons 21-24 ▶  
Food

**21** Food and drink: *meat, fish, fruit, milk*, etc.  
**Pronunciation:** Voiced and voiceless consonants

Lessons 25-28 ▶  
Free time

**25** Free time activities: *play football, do yoga*, etc.  
*too / either*

Lessons 29-32 ▶  
Lifestyles

**29** Lifestyles: *live in a flat, walk to work*, etc.  
**Pronunciation:** Diphthongs

Lessons 33-36 ▶  
Daily routines

**33** Daily activities: *get up, go to work, have lunch*, etc.  
**English in the world:** A working day

Lessons 37-40 ▶  
Work

**37** Jobs and related verbs: *a chef, to cook*, etc.  
Talking about jobs: *What do you do? She's a waitress.*

Lessons 41-44 ▶  
Descriptions

**41** Adjectives: *big, small, old, new*, etc.  
Colours  
**Pronunciation:** Consonant clusters: *sm-, -bl-, -gr*, etc.

Lessons 45-48 ▶  
The body

**45** Parts of the body: *head, eye, foot*, etc.  
Articles

Lessons 49-52 ▶  
Activities

**49** Activities: *run, swim, play golf, play the guitar*, etc.  
Activities: *go + -ing*

Lessons 53-56 ▶  
Places

**53** Parts of a house: *kitchen, garden, upstairs*, etc.

Lessons 57-60 ▶  
Clothes

**57** Clothes: *shirt, tie*, etc.  
Plurals  
**Pronunciation:** /ʃ/ and /dʒ/

Lessons 61-64 ▶  
Travel

**61** Transport: *train, plane, station, airport*, etc.  
**Pronunciation:** /æ/ and /eɪ/

Lessons 65-68 ▶  
Past routines

**65** Places: *in bed, at work, at a restaurant*, etc.

Lessons 69-72 ▶  
Past events

**69** Emergency services: *police, ambulance*, etc.  
**English in the world:** Emergency services

Lessons 73-76 ▶  
Life stories

**73** Irregular past forms: *bought, ate, found, had*, etc.  
Positive statements

Lessons 77-80 ▶  
Last weekend

**77** Weekend activities: *wash the car, go shopping*, etc.

**2** Indefinite articles: *a / an*  
*this / that*  
Useful expressions: *How do you say ... ?* etc.

**6** Possessive adjectives: *my, your, his*, etc.  
*his / her*  
Introducing other people

**10** *to be*: statements  
Sentence structure: subject + verb, capital letters and full stops

**14** *to be*: questions  
*yes / no* and *wh*-questions  
**Punctuation:** Question marks

**18** Prepositions: *in, on, under*, etc.  
Articles

**22** Present simple: statements: *I, you, we, they*  
Positive and negative statements  
Sentence structure: subject + verb + object

**26** Present simple: questions: *I, you, we, they*  
**English in the world:** Computers

**30** Present simple: *wh*- questions

**34** Present simple: third person singular: *he, she, it*  
Positive and negative statements  
**Pronunciation:** Present simple -es endings

**38** Present simple: questions  
*yes / no* and *wh*-questions

**42** *have / has got*: statements  
Positive and negative statements

**46** *have / has got*: questions and short forms

**50** *can / can't*  
**Pronunciation:** Reduced vowels in *can / kən/*

**54** *there is / are*: statements and questions

**58** Present continuous: statements  
*-ing* forms

**62** Present continuous: questions and short forms

**66** Past simple: *to be*: statements  
Past time expressions: *yesterday, last night*, etc.  
**Pronunciation:** Negative short forms

**70** Past simple: regular verbs: positive statements  
**Pronunciation:** Past tense -ed endings

**74** Past simple: negative statements: regular and irregular verbs  
**Pronunciation:** Sentence stress

**78** Past simple: questions: regular and irregular verbs  
**Pronunciation:** Sentence intonation: *yes / no* questions



## SKILLS

- 3** **Listen and speak:** Classroom language: *read, listen, a desk*, etc.  
**Imperatives:** *look, don't write*, etc.  
**Useful expressions:** *What does ... mean?* etc.
- 7** **Listen and speak:** Talking about your family  
*Mum / Dad*  
**Pronunciation:** The phonemic alphabet
- 11** **Read and write:** Introducing yourself  
*and for adding ideas*  
**English in the world:** English-speaking countries
- 15** **Listen and speak:** Asking for and giving personal information
- 19** **Listen and speak:** Asking about prices  
*this / that / these / those*  
**English in the world:** Shop signs: *Pull, Push, Open, Closed*, etc.
- 23** **Read and write:** Describing food from different countries  
*but for contrasting ideas*  
**English in the world:** Food
- 27** **Listen and speak:** Free time activities survey  
**Pronunciation:** Short and long vowels
- 31** **Listen and write:** Describing your lifestyle  
**English in the world:** Addresses
- 35** **Read and write:** A Day in a Life  
*in + parts of the day*
- 39** **Listen and write:** Ambitions  
**Pronunciation:** *schwa* /ə/
- 43** **Read and write:** Giving news in emails and letters  
**Emails and informal letters**  
**English in the world:** Text messages
- 47** **Listen and speak:** Describing illnesses: *toothache, a cold*, etc.  
**English in the world:** Medical advice
- 51** **Listen and speak:** A job interview  
**English in the world:** Sports
- 55** **Read and write:** Describing a house / flat  
**Pronunciation:** /ð/ and /θ/
- 59** **Listen and speak:** Describing clothes  
**English in the world:** Going to a party
- 63** **Read and write:** postcards  
**Prepositions:** *on / in*
- 67** **Listen and speak:** Asking where somebody was  
**English in the world:** British and American English
- 71** **Read and write:** A newspaper story  
*because for giving reasons*
- 75** **Read and write:** My early life  
**English in the world:** Ages
- 79** **Listen and speak:** Talking about last weekend  
**Past simple:** *wh-* questions

## ENGLISH FOR EVERYDAY LIFE

- 4** **Story:** That's Life! Episode 1 *This is my friend, Lucy!*  
**The alphabet**  
**Spelling names**
- 8** **Saying hello and goodbye:** *Good morning, Bye, See you*, etc.  
**English in the world:** Titles: *Mr, Ms, Mrs, Miss*
- 12** **Story:** That's Life! Episode 2 *Man with a van*  
**Saying sorry**
- 16** **Telling the time**  
*watches / clocks*  
**English in the world:** Opening times
- 20** **Story:** That's Life! Episode 3 *An important meeting*  
**Invitations 1**
- 24** **Offering a drink:** *Would you like ... ?*  
*just*
- 28** **Story:** That's Life! Episode 4 *Where's the driver?*  
**Offering a lift**
- 32** **Talking about days and times**  
**Days of the week**  
**Capital letters; Time prepositions:** *on / at*
- 36** **Story:** That's Life! Episode 5 *Lucy's in trouble*  
**Problems 1**
- 40** **Getting to know someone:** *Where do you live ... ?* etc.  
**Showing interest**  
**English in the world:** Taboo questions
- 44** **Story:** That's Life! Episode 6 *We've got a new neighbour*  
**Finding a seat**
- 48** **Asking for things:** *Have you got a / any ... ?*  
**Pronunciation:** /h/
- 52** **Story:** That's Life! Episode 7 *Can I take you to dinner?*  
**Invitations 2**
- 56** **Asking where places are:** *Where can I find ... ?*  
**Ordinal numbers:** *first, second*, etc.  
**English in the world:** *Which floor?* UK vs US English
- 60** **Story:** That's Life! Episode 8 *I won't be long!*  
**Saying goodbye**
- 64** **Talking about plans:** *We're going to France*  
**Future time expressions:** *next Wednesday, this evening*, etc.  
**English in the world:** Transport signs
- 68** **Story:** That's Life! Episode 9 *Where were you?*  
**Expressing anger**
- 72** **Talking about dates**  
**Months of the year**  
*on + date*
- 76** **Story:** That's Life! Episode 10 *Sarah, you're wonderful!*  
**Saying who is right and wrong**
- 80** **Building a conversation**  
**English in the world:** The weekend



### 1 1.1 Read and listen to the story.



### 2a Complete the conversation.

Ryan Hello. <sup>1</sup>\_\_\_\_\_ Ryan Gaskell.  
 Jordan Pleased to <sup>2</sup>\_\_\_\_\_ you, Ryan.  
                   <sup>3</sup>\_\_\_\_\_ name's Jordan Morris.  
 Ryan Nice to meet <sup>4</sup>\_\_\_\_\_, too,  
                   Jordan.



### b 1.2 Listen and check.

#### Language note Short forms

I'm ... = I am ...                      My name's ... = My name is ...  
 It's ... = It is ...                      What's ...? = What is ...?

### 3 Your life Introduce yourself to some people in the class. Use the conversation in exercise 2.

### 4 1.3 Listen and repeat.

0 oh / zero	6 six
1 one	7 seven
2 two	8 eight
3 three	9 nine
4 four	10 ten
5 five	

### 5 1.4 Read and listen.



### 6 1.5 Listen. Complete the numbers.

Lucy Patterson (mobile) 07261 448\_30

Peter Columbo 0\_0\_ 146\_33

Russell (mobile) 079\_0 55773\_

Melanie (home) 0\_63 481\_52

### 7 Your life Write some phone numbers from people in your class.

A What's your phone number?  
 B It's ...

#### English in the world

##### Names

first name	surname/ last name
Jordan	Morris
Cindy	Gaskell



Now I can ... introduce myself and give my phone number.



## 1 2.1 Listen and repeat.



1 a man



2 a woman



3 a girl



4 a boy



5 a house



6 a car



7 an umbrella



8 a bag

## 2 Study the rules.

Indefinite articles: *a/an**a* + consonant sound


a bag

*an* + vowel sound

an umbrella

This is a bag. NOT This is bag.

## 3a 2.2 Listen and repeat.

b Complete the labels with *a* or *an*.

## c 2.3 Listen, check, and repeat.

## 4 Work with a partner. Ask and answer about things in your classroom or in this book.

Language note *this/that*What's *this*?  
It's a pen.What's *that*?  
It's a chair.

## 5a 2.4 Read and listen.



b Practise the expressions with some different words.

How do you say ... ?


It means ...

We say ...

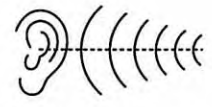
Now I can ...  
ask about and use some everyday words.



## 1 3.1 Listen and repeat.



9 Read



10 Listen




11 Write



12 Draw




13 Open



14 Close



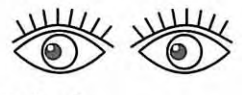
15 Say 'hello'



16 Repeat




17 Give



18 Look

## 2 Study the examples.



## 4a 3.3 Listen and repeat.



## b Practise the expressions with some different words.

## 3 3.2 Listen. Follow the instructions.


## 5 Your life Give a partner some instructions.





**1 4.1 Listen and repeat the names.**

Peter Columbo	Cindy Gaskell	Lucy Patterson
Sarah Chen	Jordan Morris	Ryan Gaskell

**2 4.2 Read and listen to the story. Match the names with the people in the pictures.**


**Ryan** Hi, Lucy.  
**Lucy** Hello, Ryan. Tea, please. No ... Coffee.  
**Ryan** Sure?  
**Lucy** Yes. Coffee.  
**Ryan** OK. Here you are.  
**Lucy** Thank you.



**Peter** Hello, Lucy.  
**Lucy** Oh, hi, Peter.  
**Peter** Sarah, this is my friend, Lucy.  
**Sarah** Nice to meet you, Lucy.  
**Lucy** Nice to meet you, too. I'm sorry. What's your name again?  
**Sarah** It's Sarah - Sarah Chen.

**3 Your life Work in groups. Introduce each other. Use the conversation above.**
**4 4.3 Read and listen.**


**Sarah** What's your last name, Lucy?  
**Lucy** It's Patterson.  
**Sarah** How do you spell that?  
**Lucy** It's P-A double T-E-R-S-O-N.  
**Sarah** Thank you.

**5a 4.4 Read and listen.**
**The alphabet**

Aa	Bb	Cc	Dd	Ee	Ff
Gg	Hh	Ii	Jj	Kk	Ll
Mm	Nn	Oo	Pp	Qq	Rr
Ss	Tt	Uu	Vv	Ww	Xx
Yy	Zz				

**b Listen again and repeat.**
**6 4.5 Listen. Choose the correct names.**

- |                   |                 |
|-------------------|-----------------|
| 1 Anne Stephens ✓ | Anne Stevens    |
| 2 Jeffrey Harris  | Geoffrey Harris |
| 3 Katie Mills     | Katy Mills      |
| 4 John Moore      | John More       |
| 5 Tim Wallace     | Tim Wallis      |


**7 Your life Practise the conversation with people in your class.**

- A** What's your name?  
**B** My name's Bella.  
**A** How do you spell that?  
**B** It's B-E double L-A. Bella.  
**A** Thank you.





## 1 5.1 Listen and repeat.



## 2 Write the missing words.

	brother	<sup>2</sup> _____	father	<sup>4</sup> _____
	<sup>1</sup> <u>sister</u>	wife	<sup>3</sup> _____	daughter

## 3 5.2 Drill. Listen. Say the sentence.

- 1 son *He's my son.*  
2 wife *She's my wife.*

## 4a Complete what the people say.



Alan is my <sup>1</sup> husband.  
Laura is my <sup>2</sup> \_\_\_\_\_ and  
John is my <sup>3</sup> \_\_\_\_\_.

Laura is my <sup>4</sup> \_\_\_\_\_.  
Alan is my <sup>5</sup> \_\_\_\_\_ and  
Brenda is my <sup>6</sup> \_\_\_\_\_.



Alan and Brenda are my  
<sup>7</sup> \_\_\_\_\_. John is my  
<sup>8</sup> \_\_\_\_\_.

Brenda is my <sup>9</sup> \_\_\_\_\_.  
Laura and John are my  
<sup>10</sup> \_\_\_\_\_.




## 5a Study the rule.

## Language note Possessive 's

We use a name / noun + 's to show possession.

Felix is **Laura's** cat.




## b Complete the sentences.

- Alan is Brenda's husband.
- Laura is \_\_\_\_\_ sister.
- Brenda is \_\_\_\_\_ wife.
- \_\_\_\_\_ is Alan and Brenda's son.
- John is \_\_\_\_\_ brother.
- \_\_\_\_\_ and \_\_\_\_\_ are John and Laura's parents.

## 6 Make sentences about this family.

*Homer is Marge's husband.*



## b 5.3 Listen and check.



Now I can ...  
name family members.



## 1 6.1 Read and listen.



## 2a 6.2 Listen and repeat.

## Possessive adjectives

my book	his computer	our car
your pen	her mobile	their house
	its name	

## b Study the rule.

## Language note his/her



his book



her book

## 3a Lucy is talking to a new colleague. Complete the sentences.



**Lucy** Hi. I'm Lucy. What's <sup>1</sup>y \_\_\_\_\_ name?  
**Daniel** <sup>2</sup>M \_\_\_\_\_ name's Daniel Barre. What's <sup>3</sup>y \_\_\_\_\_ last name?  
**Lucy** Patterson. Lucy Patterson. And this is <sup>4</sup>o \_\_\_\_\_ company. As you know, <sup>5</sup>i \_\_\_\_\_ name is Streetwise.




**Lucy** That man is <sup>6</sup>o \_\_\_\_\_ Managing Director. <sup>7</sup>H \_\_\_\_\_ name's Ian Carter.  
**Daniel** And who's that woman?  
**Lucy** That's <sup>8</sup>m \_\_\_\_\_ boss. <sup>9</sup>H \_\_\_\_\_ name's Olive Green.



**Lucy** This is <sup>10</sup>o \_\_\_\_\_ office. This is <sup>11</sup>m \_\_\_\_\_ desk. That's a photo of <sup>12</sup>m \_\_\_\_\_ parents at <sup>13</sup>t \_\_\_\_\_ house. And that's <sup>14</sup>y \_\_\_\_\_ desk over there.

## b 6.3 Listen and check.

- 4 **Your life** Work with a partner. Ask and answer about the people in your class.  
 A What's his name?  
 B His name's Ivan.



Now I can ...  
talk about possession.




- 1 **7.1** Carla is talking about her family. Listen and repeat the names below.



1 Carla      2 \_\_\_\_\_      3 \_\_\_\_\_      4 \_\_\_\_\_

Donna   Henry   Ricardo   Carla  
Sophia   David   Maria   Leo



5 \_\_\_\_\_      6 \_\_\_\_\_      7 \_\_\_\_\_      8 \_\_\_\_\_

- 2 **7.2** Listen. Match the names with the people in the photos.

**Language note** *mum and dad*

mum = mother

dad = father

This is my mum.

Hello, Dad.

- 3 Write six sentences about Carla's family.  
*Her father's name is ...*  
*... is Carla's sister.*
- 4 **Your life** Tell a partner about the people in your family. Use photos or draw a family tree.

**Pronunciation**

**The phonemic alphabet**

In English letters don't always have the same sound.

- 1 **7.3** Read and listen.

	/ɒ/	/ɒ/
different letters; same sound:	dog	what
	/ɔ:/	/aʊə/
same letters; different sound:	your	our

- 2a Tick ✓ the pairs with the same vowel sound.


- |         |        |
|---------|--------|
| 1 three | meet ✓ |
| 2 man   | car    |
| 3 you   | two    |
| 4 nine  | five   |
| 5 cat   | chair  |
| 6 son   | one    |
| 7 who   | boss   |
| 8 read  | please |

- b **7.4** Listen and repeat.

- 3 We use a phonemic alphabet to show the sounds. Study the phonemic alphabet on page 108.





**1a 8.1 Read and listen.**

**b Practise the conversations with a partner.**
**2a 8.2 Listen and repeat.**
**Everyday expressions**  
**Saying hello and goodbye**


Good morning  
Good afternoon  
Good evening



Goodbye  
Goodnight

Hello  
Hi

Bye  
See you  
See you later

**b 8.3 Drill. Listen and respond with the same expression.**

1 Good evening. *Good evening.*

**3 Complete the conversation.**

Oliver Hi, Kate. How <sup>1</sup> \_\_\_\_\_ you?

Kate I'm <sup>2</sup> \_\_\_\_\_, thanks. And <sup>3</sup> \_\_\_\_\_?

Oliver Fine.

**4 Your life Greet some people in your class. Use the conversation in exercise 3.**
**English in the world**  
**Titles**
**1 8.4 Listen and repeat.**


Mr Gaskell



Ms Gaskell or Mrs Gaskell  
(Cindy is married.)



Ms Patterson or Miss Patterson  
(Lucy is not married.)

**2 We say:**

Hello, Ms Chen.

NOT Hello, Ms Sarah Chen.

**3 In Britain and the USA people only use titles in formal situations. In everyday situations they normally use first names.**




1 **9.1** Listen and repeat.

1 Spain



2 China



3 Britain



4 Russia



5 Brazil



6 Japan



7 Indonesia



8 Italy



9 France



10 Australia



11 Egypt



12 the USA

## 2 Add two more countries to the list.

## 3a Which country are these cities in? Are they capital cities?

1 Moscow is the capital of Russia.

2 Venice is in Italy.

1 Moscow 7 Jakarta

2 Venice 8 Tokyo

3 Los Angeles 9 Madrid

4 Shanghai 10 Sydney

5 Manchester 11 Rio de Janeiro

6 Cairo 12 Paris

b **9.2** Listen and check.4 **9.3** Drill. Listen. Say which country the people are from.

1 I'm from Los Angeles.

*He's from the USA.*

2 I'm from Cairo.

*She's from Egypt.*

## Language note Capital letters

We use capital letters for cities and countries.

He's from **R**ussia.I'm in **V**enice.**P**aris is in **F**rance.5 **Your life** Work with a partner. Draw something from each country. Guess the country.

It's Australia.



## Pronunciation

## Word stress

1 **9.4** Listen and repeat.ChinaJapan

## 2 Mark the syllable with the stress.

Britain Hungary Russia

America Italy Korea

Australia Brazil Egypt

3 **9.5** Listen, check, and repeat.Now I can ...  
name some countries.



## 1 10.1 Read and listen.



This is Costas.  
He's from Greece.



Ania isn't from Greece.  
She's from Poland.



Susie and Joshua are from South Africa.



Maria and Nelson aren't from South Africa. They're from South America.



## 2 Study the tables. Make sentences.

## to be: statements

Positive				Negative			
I	'm (am)			I	'm not (am not)		
He	's (is)	from	Russia.	He	isn't (is not)	from	Russia.
She			Japan.	She			Japan.
It			France.	It			France.
We	're (are)			We	aren't (are not)		
You				You			
They				They			

## 3 Rewrite the sentences with the short form of the verb.

- I'm from Spain.
- I am from Spain.
- We are not students.
- Nelson is from South America.
- They are my friends.
- Susie is not from Britain.
- I am not from Japan.
- She is married.
- London is the capital of Britain.

## Language note Sentence structure

In English a sentence always has a subject and a verb.

He is from Italy. (subject+verb)  
NOT Is from Italy. OR He from Italy.

A sentence always starts with a capital letter and ends with a full stop.

My name is Yu Li.  
↑ capital letter    ↑ full stop

## 4 Complete the sentences.

- My name's Maria, and I \_\_\_\_\_ a student at London University. My husband \_\_\_\_\_ a student here, too. We \_\_\_\_\_ from Britain. We \_\_\_\_\_ from Argentina.
- Susie and Joshua \_\_\_\_\_ from South America. They \_\_\_\_\_ from Cape Town in South Africa.
- Ania and Costas \_\_\_\_\_ from Europe. Ania \_\_\_\_\_ from Warsaw in Poland. Costas \_\_\_\_\_ from Poland. He \_\_\_\_\_ from Athens in Greece.

## 5 10.2 Drill. Listen. Say the negative.

- He's from Poland.  
He isn't from Poland.

## 6 Your life Complete the sentences about yourself.

- My name \_\_\_\_\_.
- I \_\_\_\_\_ from the USA.
- I \_\_\_\_\_ from \_\_\_\_\_.
- I \_\_\_\_\_ a teacher.
- I \_\_\_\_\_ a student.
- I \_\_\_\_\_ married.





## 1 11.1 Read and listen to the text. Label the people in the picture.



Bruno

My name's Bruno Bonnetti and I'm from Italy. I'm a student at Milan University. Here, I'm with my girlfriend. Her name's Claudia, and she's a student, too.

We're at a restaurant with my brother, Antonio, and his wife. Her name's Irena. She isn't from Italy. She's from Slovenia. Antonio and Irena aren't students. Antonio's a doctor and Irena's a teacher.

## 2 Read the text again. Are the statements true (T) or false (F)?

- |                            |                            |
|----------------------------|----------------------------|
| 1 Bruno is from Italy.     | 5 Irena is from the USA.   |
| 2 He's married.            | 6 Antonio is her brother.  |
| 3 Claudia isn't a student. | 7 He's a doctor.           |
| 4 Bruno is her boyfriend.  | 8 They're at a restaurant. |

## Language note and

We use *and* to add information.

My name is Bruno. I'm from Italy.

My name is Bruno and I'm from Italy.

Her name is Claudia. She's a student.

Her name is Claudia and she's a student.

## 3a Your life Find or draw a photograph of yourself with other people. Write about the photograph.

My name's \_\_\_\_\_ (name) and I'm from \_\_\_\_\_ (country). I'm a \_\_\_\_\_ (student/doctor ...). In this photo I'm \_\_\_\_\_ (at a restaurant/at a party/on holiday ...) with \_\_\_\_\_ (names). (He's/She's/They're) from \_\_\_\_\_ (country). \_\_\_\_\_ (Name) is a \_\_\_\_\_ (student/doctor ...).

## b Read your partner's text.

English in the world  
English-speaking countries

English is the main language in more than 60 countries. These include:

the UK	the USA	Canada
Ireland	Australia	New Zealand
South Africa	Singapore	Jamaica

What languages do people speak in your country?

What examples of English words do you see or hear in your country?





1 **12.1** Read and listen to the story.

## 2 Are the statements true (T) or false (F)?

- 1 Lucy is talking to her mother on her mobile.
- 2 The meeting is in Room 7.
- 3 Mrs Diderot is from the USA.
- 4 The man with the van is Jordan.
- 5 He's there to fix a computer.
- 6 The computer is in Lucy's office.
- 7 Lucy says Daniel is an idiot.

## 3a Complete the expressions.

## Everyday expressions Saying sorry

I \_\_\_\_\_ (very) sorry.


Are \_\_\_\_\_ OK?

It \_\_\_\_\_ all right.

I'm fine, thank \_\_\_\_\_.

b **12.2** Listen, check, and repeat.

## 4 Work in a group. Practise the story.





## 1 13.1 Listen and repeat.

11 eleven	21 twenty-one	40 forty
12 twelve	22 twenty-two	50 fifty
13 thirteen	23 twenty-three	60 sixty
14 fourteen	24 twenty-four	70 seventy
15 fifteen	25 twenty-five	80 eighty
16 sixteen	26 twenty-six	90 ninety
17 seventeen	27 twenty-seven	100 a hundred
18 eighteen	28 twenty-eight	
19 nineteen	29 twenty-nine	
20 twenty	30 thirty	

## 2 Count from 40 to 60.

## 3 Look at the pictures. Say the numbers.




## 4a Write the numbers in full.

32 <u>thirty-two</u>	51 _____	40 _____
17 _____	84 _____	11 _____
95 _____	14 _____	60 _____
71 _____	23 _____	36 _____

## b Say the numbers.

## 5 13.2 Listen. Which number do you hear?



## Pronunciation

-teen and -ty

## 1 13.3 Listen and repeat.

sixteen	sixty
eighteen	eighty

## 2a 13.4 Listen. You will hear pairs of numbers. Are the two numbers the same or different?

## b Listen again and repeat.





## 1a 14.1 Read and listen.



Ryan Is Sarah a student?  
 Lucy Yes, she is.  
 Ryan Where is she from?  
 Lucy She's from Singapore.  
 Ryan Oh. How old is she?  
 Lucy She's 28.  
 Ryan Is she married?  
 Lucy No, she isn't.

## b Practise the conversation with a partner.

## 2 Study the table.

## to be: yes/no questions and short answers

She <b>is</b> a student. Is she a student?	Yes, she <b>is</b> . NOT Yes, she's. No, she <b>isn't</b> .
You <b>are</b> from Thailand. Are you from Thailand?	Yes, I <b>am</b> . NOT Yes, I'm. No, I'm <b>not</b> .

## 3 14.2 Drill. Listen. Make questions.

1 He's a student.  
 Is he a student?

## 4 Work with a partner. Make questions and answers. Use the cues.

A Is Sarah from the UK?

B No, she isn't.

- Sarah / from the UK (No)
- she / a student (Yes)
- she / married (No)
- you / married (Yes / No)
- you / a teacher (Yes / No)
- you / a student (Yes / No)

## 5 Study the table.

## to be: wh- questions

Where <b>is he</b> from?
How old <b>is she</b> ?
What <b>is his</b> name?
<b>is her</b> address?

## 6 Make questions with the cues. Give the answers.

- Where / Sarah / from?
- How old / she?
- Where / you / from?
- How old / you?

## Language note Punctuation

Questions start with a capital letter and end with a question mark.

Where is she from?

↑  
capital letter

↑  
question mark

## 7a 14.3 Listen. Complete the information.



Name: Sarah  
 From: Singapore  
 Age: 28  
 single / married / divorced



Name: \_\_\_\_\_  
 From: \_\_\_\_\_  
 Age: \_\_\_\_\_  
 single / married / divorced



Name: \_\_\_\_\_  
 From: \_\_\_\_\_  
 Age: \_\_\_\_\_  
 single / married / divorced



Name: \_\_\_\_\_  
 From: \_\_\_\_\_  
 Age: \_\_\_\_\_  
 single / married / divorced



Name: \_\_\_\_\_  
 From: \_\_\_\_\_  
 Age: \_\_\_\_\_  
 single / married / divorced



Name: \_\_\_\_\_  
 From: \_\_\_\_\_  
 Age: \_\_\_\_\_  
 single / married / divorced

## b Work with a partner. Use the information from the chart above. Ask and answer about the people.

Where is \_\_\_\_\_ from?  
 How old is \_\_\_\_\_?  
 Is he / she married?




Now I can ...

ask people questions about themselves.



1a 15.1 Jose is looking for a flat. Read and listen to his conversation.



### At an Accommodation Agency

**Agent** Can I take a few details first? What's your surname?

**Jose** It's Ferreira.

**Agent** How do you spell that?

**Jose** It's F-E double R-E-I-R-A.

**Agent** And what's your first name?

**Jose** Jose. That's J-O-S-E.

**Agent** Thank you. Where are you from?

**Jose** I'm from Brazil.

**Agent** How old are you, Mr Ferreira?

**Jose** I'm 27 years old.

**Agent** Are you married?

**Jose** No, I'm not. I'm single.

**Agent** And what's your telephone number?

**Jose** It's 07096 46 double 52. That's my mobile.

**Agent** Thank you.

b Practise the conversation with a partner.

2 15.2 Listen to another conversation and choose the correct items to complete the form.

3 Your life Use the questions in Jose's conversation. Interview your partner.



**Home Sweet Home**  
15 High Street, Newtown, England

#### Personal Details

Title: Mr / Ms

Surname: Bellion / Deleonne

First name: Sonia / Sonja

Country: Switzerland / Spain

Age: 39 / 35

Marital status: single / married / divorced

Tel. no.: 020 743 1188 / 020 734 8811



**Home Sweet Home**  
15 High Street, Newtown, England

#### Personal Details

Title: \_\_\_\_\_

Surname: \_\_\_\_\_

First name: \_\_\_\_\_

Country: \_\_\_\_\_

Age: \_\_\_\_\_

Marital status: \_\_\_\_\_

Tel. no.: \_\_\_\_\_





## 1 16.1 Listen and repeat.



1 one o'clock



2 five past one



3 ten past one



4 quarter past one



5 twenty past one



6 twenty-five past one



7 half past one



8 twenty-five to two



9 twenty to two



10 quarter to two


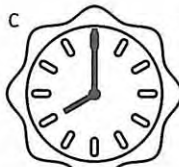
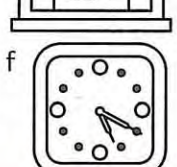
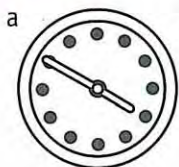


11 ten to two



12 five to two

## 2 16.2 Listen and point to the correct time.



## Everyday expressions Telling the time



## 3 Ask and answer with a partner.

A Point to one of the clocks. Ask the time.

B Say the time.

A What's the time?

B It's ten to four.

## Language note Watches and clocks



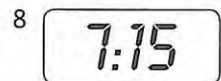

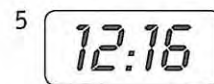
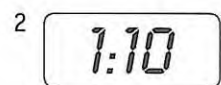

watches

clocks

## 4 We can also give times in digital form.

Say the times.

1 six twenty-five



## English in the world

## Opening times

These are typical opening times in Britain. Compare them to your country.

**Shops:** Most shops are open from 9.00 a.m. to 5.30 p.m.**Supermarkets:** A lot of supermarkets are open from 8.00 a.m. to 10.00 p.m. Some supermarkets are open 24 hours.**Banks:** Banks are open from 9.30 a.m. to 4.30 p.m.**Offices:** Normal office hours are 9.00 a.m. to 5.00 p.m.



## 1 17.1 Listen and repeat.



1 a briefcase



2 a wallet



3 a purse



4 an address book



5 tissues



6 glasses



7 a credit card



8 a hairbrush



9 a driving licence



10 keys







11 money



12 make-up

## 2a 17.2 Read and listen.

## Nouns: singular and plural

singular		plural	
a key		three keys	
an umbrella		two umbrellas	

## b Study the rules.

	singular	plural
<b>Add -s</b>	a bag a wallet	three bags two wallets
<b>After -ch, -sh, -ss, or -x, we add -es</b>	a watch a hairbrush	four watches two hairbrushes
<b>Irregular</b>	a man a woman a person a child	two men three women five people six children

## c 17.3 Listen and repeat.


3 17.4 Drill. Listen. Say the plural with *three*.

- 1 a bag  
three bags

## 4 Write the plurals.

- 1 a chair                      two chairs  
 2 a dog                      five \_\_\_\_\_  
 3 a woman                  three \_\_\_\_\_  
 4 a purse                    four \_\_\_\_\_  
 5 an orange                two \_\_\_\_\_  
 6 a pencil                   seven \_\_\_\_\_  
 7 a sandwich              two \_\_\_\_\_  
 8 a child                    three \_\_\_\_\_  
 9 a table                    two \_\_\_\_\_  
 10 a car                      eight \_\_\_\_\_

## 5 Your life What things do you carry in your bag or pockets? Show a partner.

Pronunciation  
Plural endings

## 1 17.5 Listen and repeat.

/s/	/z/	/ɪz/
books	pens	sandwiches
cats	cards	oranges

## 2 Put the words in the correct column above.

apples keys watches dogs  
briefcases students desks

## 3 17.6 Listen, check, and repeat.





## 1 18.1 Listen and repeat.



1 in



2 on



3 under



4 next to




5 in front of




6 behind

## Prepositions

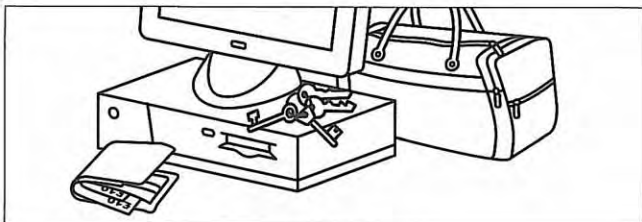
The watch is **in** the box.  
The glasses are **behind** the box.



## 2 Look at the pictures. Complete the sentences.



- 1 The book is \_\_\_\_\_ the briefcase.
- 2 The briefcase is \_\_\_\_\_ the chair.
- 3 The chair is \_\_\_\_\_ the table.
- 4 The cat is \_\_\_\_\_ the chair.



- 5 The wallet is \_\_\_\_\_ the computer.
- 6 The money is \_\_\_\_\_ the wallet.
- 7 The keys are \_\_\_\_\_ the computer.
- 8 The bag is \_\_\_\_\_ the computer.

## 3 18.2 Look at the pictures and listen. Are the statements true (T) or false (F)?

- 1 The briefcase is under the chair.  
*False. It's on the chair.*


## Language note Articles

	Indefinite article	Definite article
	<b>an</b> umbrella	<b>The</b> umbrella is on <b>the</b> table.
	<b>a</b> table.	

## 4 Look at the picture of Peter's office. Where are his things?

1 The keys are *behind* the computer.

- |                 |                    |
|-----------------|--------------------|
| 1 the keys      | 5 the books        |
| 2 the umbrella  | 6 the glasses      |
| 3 the wallet    | 7 the mobile phone |
| 4 the briefcase | 8 the sandwiches   |



## 5a 18.3 Help Peter to find his things. Listen and answer.

- 1 Where are my keys?  
*They're behind the computer.*

## b Work with a partner. Ask and answer about the picture.

- A Where is the mobile phone?  
B It's ...





## 1 19.1 Listen. Repeat the prices.

- |   |      |              |   |        |                         |
|---|------|--------------|---|--------|-------------------------|
| 1 | £3   | three pounds | 5 | 35¢    | thirty-five cents       |
| 2 | \$10 | ten dollars  | 6 | £4.50  | four pounds fifty       |
| 3 | €12  | twelve euros | 7 | €26.80 | twenty-six euros eighty |
| 4 | 50p  | fifty p      | 8 | \$7.20 | seven dollars twenty    |

## 2 Give the prices of some common things in your country.

A cup of coffee is 80¢.

A CD is €15.

## 3a 19.2 Read and listen. Choose from the prices below to complete the conversation.

£25

£45

£23.50

£38.50



**Assistant** Can I help you?

**Customer** Yes. How much are these bags here on the shelf?

**Assistant** They're 1£\_\_\_\_\_.

**Customer** Oh, that's expensive. How much are those bags behind the counter?

**Assistant** They're 2£\_\_\_\_\_.

**Customer** That's good. Can I have that one, please?

**Assistant** Certainly. Anything else?

**Customer** No, thank you.

**Assistant** That's 3£\_\_\_\_\_, then, please.

**Customer** Here you are.

**Assistant** Thank you. That's £1.50 change.

**Customer** Thank you.

## b Practise the conversation with a partner.

## Language note

this, that, these, those

	here	there
singular		
	this book	that book
plural		
	these books	those books

## 4a 19.3 Listen. Answer the questions below for each conversation.

- What does he/she buy?
- Where is it in the shop?
- How much is it?

## b Work with a partner. Use the information from exercise 4a. Make the conversations.

## English in the world

## Shop signs

What are these signs in your language?

1



2



3



4



5



6



7



8



Now I can ...  
ask about and understand prices.



1 **20.1** Read and listen to the story.

## 2 Answer the questions.

- 1 Who is Mr Linsky?
- 2 When is the meeting with Mr Linsky?
- 3 Is the meeting in London?
- 4 Where are the photographs?
- 5 Is The Photo Shop open till eight o'clock?
- 6 Where is Lucy at ten to seven?


## 3a Complete the expressions.

## Everyday expressions Invitations 1

We' \_\_\_\_\_ off to the pub.  
Are \_\_\_\_\_ coming?  
\_\_\_\_\_, but I can't.  
OK, but only \_\_\_\_\_ a few minutes.

b **20.2** Listen, check, and repeat.

## 4 Work in a group. Practise the story.



**Mrs Green** Good morning, Lucy.

**Lucy** Morning, Olive. I'm sorry I'm late. This is for our meeting with Mr Linsky, Olive.

**Mrs Green** Thank you, Lucy. Is that Mr Linsky from Top Films?

**Lucy** Yes, it is.

**Mrs Green** Where is the meeting? Is it here?

**Lucy** No, it isn't. It's at their office in Cambridge. It's at half past ten tomorrow.

**Mrs Green** OK. Thank you.



**Mrs Green** See you tomorrow in Cambridge, Lucy. And don't be late. This meeting is important.

**Lucy** Yes, Olive.

**Mrs Green** Oh, and Lucy, where are those photographs for Mr Linsky? Are they at The Photo Shop?

**Lucy** Yes, they are, but it's OK. The Photo Shop is open till 7.



**Daniel** Hey, Lucy. We're off to the pub. Are you coming?

**Lucy** Oh, hi, Daniel. Sorry, but I can't.

**Daniel** Come on. It's my birthday.

**Lucy** OK, but only for a few minutes.

**Daniel** Great.



Oh, it's ten to seven.  
The Photo Shop!



Oh, no! It's closed.





1 **21.1** Listen and repeat.

1 fish



2 meat



3 fruit



4 vegetables



5 eggs



6 cheese



7 bread



8 butter



9 chocolate



10 chips



11 rice



12 pasta



13 water



14 milk



15 orange juice



16 beer



17 wine



18 cola

## 2 Complete the words.

- |          |           |
|----------|-----------|
| 1 che_se | 6 m_lk    |
| 2 _eer   | 7 bre_d   |
| 3 co_fee | 8 _eat    |
| 4 fru_t  | 9 fis_    |
| 5 c_ips  | 10 b_tter |


3 **21.2** Listen. Complete the shopping list.

shopping list  
cheese  
bu

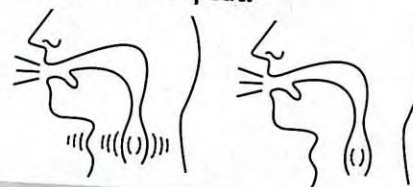
4 **Your life** Work with a partner. Ask about their fridge.

A What's in your fridge?

B Milk, cheese ...

**Pronunciation**

## Voiced and voiceless consonants


**21.3** Listen and repeat.

Voiced	Voiceless
/v/ vegetable	/f/ fish
/g/ egg	/k/ milk
/d/ bread	/t/ fruit
/z/ cheese	/s/ rice
/b/ beer	/p/ pasta





## 1 22.1 Read and listen.



## Language note Sentence structure 2

In English a statement always has this word order:

subject	verb	object
I	like	fruit.
We	don't like	beer.
You	don't eat	cheese.
They	drink	milk.

## 2 Study the tables. Make sentences.

## Present simple: positive statements

I		fruit.
You	like	fish.
We		cheese.
They		milk.

## Present simple: negative statements

I			bread.
You	do not	like	wine.
We	don't		meat.
They			rice.

## 3 22.2 Drill. Listen. Say the negative.

- 1 I like cheese.  
I *don't* like cheese.

## 4 Put the words in the correct order.

- like we fruit
- fish eat don't they
- don't milk I drink
- chocolate I like
- we sport like don't
- eat they rice

5 Complete the sentences with *I like* or *I don't like*.

- \_\_\_\_\_ chocolate.
- \_\_\_\_\_ tea.
- \_\_\_\_\_ animals.
- \_\_\_\_\_ computers.
- \_\_\_\_\_ sport.
- \_\_\_\_\_ fish.
- \_\_\_\_\_ burgers.
- \_\_\_\_\_ milk.
- \_\_\_\_\_ English.
- \_\_\_\_\_ shopping.

## 6a Your life Complete the sentences about yourself.

- I like \_\_\_\_\_.
- I don't like \_\_\_\_\_.
- I eat \_\_\_\_\_.
- I don't eat \_\_\_\_\_.
- I drink \_\_\_\_\_.
- I don't drink \_\_\_\_\_.

## b Tell a partner.

- A I like rice. What about you?  
B Yes, I like rice. OR No, I don't like rice.



Now I can ...  
talk about my likes and dislikes.



- 1 **23.1** Suchart is from Thailand. Read and listen to what he says about food in his country.

# THAI FOOD

In Thailand people eat a lot of rice and noodles with meat and fish. The food is very hot.

In my family we have three meals a day. For breakfast we have rice soup with chicken or fish. For lunch we have noodles.

Dinner in the evening is our big meal of the day. For dinner we eat rice with curry and vegetables. We have fruit for dessert. We eat a lot of fruit but we don't eat apples. They're very expensive.

We don't eat a lot of potatoes, bread, or pasta. And we don't eat milk products, like cheese or butter.

We drink tea, coffee, water, or fruit juice. We don't drink wine, but we drink beer.

We don't use chopsticks. We eat with a spoon and fork.



- 2 Are the statements true (T) or false (F)?

- 1 Food in Thailand is very hot.
- 2 People eat their big meal in the afternoon.
- 3 Apples are expensive.
- 4 Thai people don't drink tea.
- 5 They eat a lot of milk products.

- 3 Choose the correct answers.

- |                        |                       |
|------------------------|-----------------------|
| 1 Suchart's family eat | 4 For lunch they have |
| a two meals a day.     | a soup.               |
| b three meals a day.   | b rice.               |
| c one meal a day.      | c noodles.            |
| 2 They eat a lot of    | 5 They don't drink    |
| a rice.                | a fruit juice.        |
| b potatoes.            | b beer.               |
| c bread.               | c wine.               |
| 3 They don't eat       | 6 They don't eat with |
| a chicken.             | a chopsticks.         |
| b cheese.              | b a fork.             |
| c fruit.               | c a spoon.            |

## Language note *but*

We use **but** to join two contrasting ideas.

We eat a lot of fruit. We don't eat apples.

We eat a lot of fruit, **but** we don't eat apples.

We don't drink wine. We drink beer.

We don't drink wine, **but** we drink beer.

- 4 **Your life** Write about what you normally eat and drink.

Food from \_\_\_\_\_ is \_\_\_\_\_. People eat a lot of \_\_\_\_\_. We don't eat a lot of \_\_\_\_\_. People drink \_\_\_\_\_. In a normal day I eat \_\_\_\_\_. We use \_\_\_\_\_ to eat our food.

## English in the world Food

- 1 Which countries do these come from?



tacos



sushi



fish and chips



a pizza

- 2 Give some more examples of food and drinks from different countries.



Now I can ...

write about food from different countries.



## 1a 24.1 Listen and repeat.



1 a cup of coffee



2 a cup of tea



3 milk



4 sugar

5 a glass of water  
(still/sparkling)

6 a soft drink



7 ice



8 lemon

b What other drinks do you know?

## 2a 24.2 Read and listen.



**Man** Would you like a cup of coffee?

**Woman** Yes, please.

**Man** Milk?

**Woman** No, thank you.

**Man** Sugar?

**Woman** Yes, please. Just one.

**Man** Here you are.

**Woman** Thank you.

**Man** You're welcome.

b Practise the conversation with a partner.

## 3 Complete the expressions.

## Everyday expressions Offering a drink

Would you \_\_\_\_\_ a cup of tea?

Yes, \_\_\_\_\_.

\_\_\_\_\_ you like milk?

\_\_\_\_\_, thank you.

## 4 24.3 Listen to the conversations. Which things do the people choose from exercise 1?

Language note *just*

A Sugar?

B **Just** one, please.

A Ice and lemon?

B **Just** ice, please.



## 5 Work with a partner. Make four new conversations. Use the words from exercise 1.





## 1 25.1 Listen and repeat.



1 play football



2 play tennis



3 play computer games



4 go shopping



5 go swimming



6 go to the cinema



7 do yoga



8 do aerobics



9 do karate



10 read a newspaper



11 read magazines



12 read novels



13 listen to the radio



14 listen to music



15 watch TV



16 watch DVDs

## 2a 25.2 Drill. Listen. Make sentences.

- 1 tennis  
I play tennis.
- 2 aerobics  
I do aerobics.

## b Work with a partner.

- A Say a noun.  
B Give the sentence  
A magazines  
B I read magazines.

## 3a Do you do the things in the pictures in exercise 1?

- 1 I don't play football.
- 2 I play tennis.

## b Compare your lifestyle with a partner's.

- A I don't play football. What about you?  
B No, I don't play football, either.  
A I play tennis. What about you?  
B Yes, I play tennis, too.  
A I don't play computer games. What about you?  
B I love computer games.

## Language note too / either

To agree with a positive statement, we use: ..., **too**.

- A I play tennis.  
B I play tennis, **too**. (= I agree)

To agree with a negative statement, we use: ..., **either**.

- A I don't watch TV.  
B I don't watch TV, **either**. (= I agree)

## 4 Your life Write true statements about your life. Complete the sentences.


- 1 I play \_\_\_\_.
- 2 I don't play \_\_\_\_.
- 3 I go \_\_\_\_.
- 4 I don't go \_\_\_\_.
- 5 I do \_\_\_\_.
- 6 I don't do \_\_\_\_.
- 7 I read \_\_\_\_.
- 8 I don't read \_\_\_\_.
- 9 I listen to \_\_\_\_.
- 10 I don't listen to \_\_\_\_.




Now I can ...  
name some free-time activities.



## 1a 26.1 Read and listen.



Terry Because my children always win.



## b Practise the conversation with a partner.

## 2 Study the tables. Make questions and answers.

## Present simple: yes/no questions and short answers

Do	I you we they	play like	tennis? football? any sports? computer games?	Yes,  No,	I you we they	do.  don't.

## 3 26.2 Drill. Listen. Make questions. Use you.

- 1 watch DVDs  
 Do you watch DVDs?

## 4a Make questions. Write the words in the correct order.

- 1 Do you play computer games?  
 1 you play computer games do  
 2 you a newspaper do read  
 3 do like sport you  
 4 you meat eat do  
 5 go swimming you do  
 6 yoga you do do  
 7 drink do coffee you  
 8 do smoke you

## b Use your questions. Ask and answer with a partner.

- A Do you play computer games?  
 B Yes, I do. OR No, I don't.

## 5a Your life Use the verbs. Write eight questions.

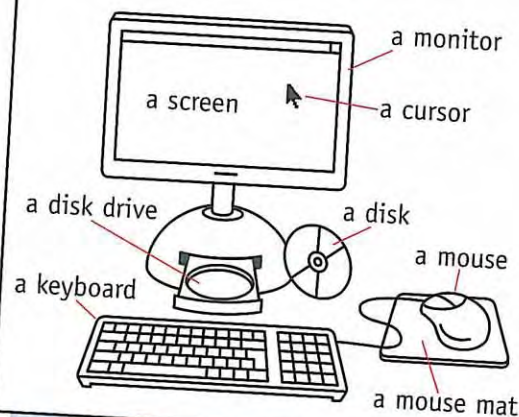
- read like listen to drink  
 play go watch do

## b Use your questions. Interview your partner.

- A Do you read a newspaper?  
 B Yes I do. OR No, I don't.

English in the world  
Computers

What do you call these things in your language?





- 1 **27.1** Listen to a survey about free time. Tick ✓ the things the people do.



## What do you do in your free time?

Do you ...

- 1 listen to the radio?
- 2 read a newspaper?
- 3 watch the news on TV?
- 4 watch sport on TV?
- 5 go to the cinema?
- 6 watch DVDs?
- 7 play computer games?
- 8 go shopping?
- 9 go to a sports centre?
- 10 play any sports?

Name \_\_\_\_\_  
Paul and Mary Jones

<input checked="" type="checkbox"/>	<input type="checkbox"/>
<input checked="" type="checkbox"/>	<input type="checkbox"/>
<input type="checkbox"/>	<input type="checkbox"/>
<input type="checkbox"/>	<input type="checkbox"/>
<input type="checkbox"/>	<input type="checkbox"/>
<input type="checkbox"/>	<input type="checkbox"/>
<input type="checkbox"/>	<input type="checkbox"/>
<input type="checkbox"/>	<input type="checkbox"/>
<input type="checkbox"/>	<input type="checkbox"/>
<input type="checkbox"/>	<input type="checkbox"/>

Thanks!

- 2 What do Paul and Mary do?

*They listen to the radio.*

*They don't read a newspaper.*

### Language note Articles

We watch TV. (no article)

We watch DVDs. (no article)

We listen to the radio.

We go to the cinema.

- 3 Listen again. What do they say about the things?

*Paul and Mary listen to Radio 1. They like pop music.*

Radio 1	computer games
the news	the shopping centre
football	swimming

- 4 **Your life** Use the questionnaire.

Interview a partner. Put his/her answers in the second column in exercise 1.

### Pronunciation

#### Short and long vowels

- 1 **27.2** Listen and repeat.

/ɪ/ listen	/i:/ read
_____	_____
/ɒ/ shop	/ɔ:/ sport
_____	_____
/ʊ/ football	/u:/ do
_____	_____
/æ/ magazine	/ɑ:/ glasses
_____	_____
/ə/ yoga	/ɜ:/ purse
_____	_____

- 2 Say the words. Write them with the correct sound from exercise 1.

dog	girl
bag	swim
two	book
please	student
door	car



1 **28.1** Read and listen to the story. Whose van is it?

## 2 Match the parts of the sentences.

- |                                 |                             |
|---------------------------------|-----------------------------|
| 1 Lucy is <u>c</u>              | a for the meeting.          |
| 2 Sarah is <u>f</u>             | b to park.                  |
| 3 Her sunglasses are <u>g</u>   | c going to a meeting.       |
| 4 The Photo Shop is <u>d</u>    | d behind her car.           |
| 5 There's nowhere <u>e</u>      | e private.                  |
| 6 The parking space is <u>a</u> | f in the car.               |
| 7 Lucy is late <u>b</u>         | g open.                     |
| 8 The van is <u>h</u>           | h off to the sports centre. |

## 3a Complete the expressions.

## Everyday expressions

## Offering a lift

Where \_\_\_\_\_ you off to?  
 I'm going to The Photo Shop.  
 Would you like \_\_\_\_\_ lift?  
 Yes, \_\_\_\_\_.

b **28.2** Listen, check, and repeat.

## 4 Work in a group. Practise the story.



**Sarah** Morning, Lucy. How are you?

**Lucy** Oh, hi, Sarah. I'm fine thanks. Where are you off to?

**Sarah** The sports centre.

**Lucy** Oh, right. Well, I'm going to The Photo Shop and then to a meeting in Cambridge.

**Sarah** Is that The Photo Shop next to the sports centre?


**Lucy** Oh, yes it is. Would you like a lift?

**Sarah** Yes, please.


**Lucy** OK. Now, where are my sunglasses?



Yes, but there's nowhere to park.



Look! That car's in your parking space, Jordan.





1 **29.1** Listen and repeat.

1 live in a house



2 live in a flat



3 live alone



4 live with my family



5 live in the city centre

6 live in the suburbs

7 live in a town

8 live in a village



9 work in a hospital



10 work in a bank



11 work in a restaurant



12 work in a factory



13 go to work



14 go to school



15 drive to work



16 walk to work

## 2 Write a sentence about yourself for each picture.

- 1 I don't live in a house.
- 2 I live in a flat.

3 **29.2** Drill. Listen and ask the questions.

- 1 live alone  
Do you live alone?
- 2 work in a restaurant  
Do you work in a restaurant?

4 **29.3** Listen to the conversations. Write what the people do or don't do.

- 1 Do you live in a village?  
No, we don't.  
They don't live in a village.
- 2 Do you work in a bank?  
Yes, we do.  
They work in a bank.

5 **Your life** Work with a partner. Ask and answer about each picture.

- A Do you live in a house?  
B Yes, I do. OR No, I don't.

**Pronunciation**  
**Diphthongs**

Some English vowel sounds consist of two sounds. We call these diphthongs.

**29.4** Listen and repeat.

/ɪə/	near	here
/əʊ/	don't	alone
/aɪ/	drive	my
/eɪ/	take	play
/eə/	where	their





## 1a 30.1 Read and listen.



**Ryan** Where do you live, Sarah?

**Sarah** I live in Bedford Street.

**Ryan** Oh, yes. I know it. It's near Lucy's place.

**Sarah** Yes, that's right.

**Ryan** Do you live alone?

**Sarah** No, I don't. I share a flat with three other students.

**Ryan** Oh, right. Do you like that?

**Sarah** Yes, it's great. We have a lot of fun.

## b Practise the conversation with a partner.

## 2 Study the rules.

## Present simple: questions

1 These are *yes/no* questions. The answer is *yes* or *no*.

Do you **live** alone? Yes, I do.

Do you **play** football? No, I don't.

2 These are *wh-* questions. They ask for information.

Where **do** you **work**?

What time **do** you **go** to school?

What **do** you **do** in your free time?

How **do** you **go** to work?

3 We use the same question form for *yes/no* and *wh-* questions.

Do you **live** alone?

Where **do** you **live**?

3 30.2 Drill. Listen. Ask *Where*.

1 live

Where do you live?

## 4 Choose the correct questions for the answers.

- |  |                           |
|--|---------------------------|
| 1 Where do you go shopping?<br>When do you go shopping?        | At the weekend.           |
| 2 What time do you have lunch?<br>What do you have for lunch?  | At one o'clock.           |
| 3 What newspaper do you read?<br>When do you read a newspaper? | I read <i>The Times</i> . |
| 4 What time do you go to school?<br>How do you go to school?   | I walk.                   |
| 5 When do you play tennis?<br>Where do you play tennis?        | At the club.              |
| 6 What do you watch on TV?<br>When do you watch TV?            | In the evenings.          |

5a Complete the questions. Use *you*.

- A Where do you work?  
B In a hospital.
- A What \_\_\_\_\_ in your free time?  
B We go swimming.
- A What time \_\_\_\_\_ to work?  
B At eight o'clock.
- A When \_\_\_\_\_ tennis?  
B At the weekend.
- A Where \_\_\_\_\_ karate?  
B At the sports centre.
- A What \_\_\_\_\_ for lunch?  
B A sandwich.
- A What \_\_\_\_\_?  
B I work in a factory.
- A Where \_\_\_\_\_?  
B In the suburbs.

## b 30.3 Listen and check.

## c Practise the conversations with a partner.

## 6 Your life Work with a partner. Ask and answer the questions.

- Where do you live?
- Where do you work/go to school?
- What time do you go to work/school?
- What do you do in your free time?
- What do you eat for breakfast?
- What newspaper do you read?
- When do you go shopping?
- What time do you have lunch?

